

Strategy & Objective

The Best Ideas Portfolio is a diversified portfolio (not a fund) of global equities, which we believe to be well positioned to outperform the wider equity market over the longer term. The portfolio has a bias towards developed market, large capitalisation stocks.

Portfolio Performance (GBP)^{1,2}

Return (%)	Annualised						
	S. Inception	5 Years	3 Years	1 Year	3 Month	1 Month	YTD
Best Ideas Portfolio	11.6	11.3	10.3	1.4	-4.7	-3.5	-4.7
MSCI World	11.0	11.5	10.0	1.5	-4.9	-3.9	-4.9
Relative	0.6	-0.2	0.3	-0.1	0.2	0.4	0.2

Risk (%)	Largest Drawdown	Volatility (Annualised)
Best Ideas Portfolio	17.3	12.0
MSCI World	19.0	12.6

Market Commentary

March saw equities extend February's decline, resulting in most indices posting negative returns for the quarter. In the US, the planned introduction of tariffs targeted at Chinese trade provoked a retaliation, with China suggesting it will implement similar tariffs on primarily US imported goods. The S&P 500 finished the month 2.5% lower, while the Shenzhen CSI 300 fell 3.1%. Elsewhere, the UK made a number of concessions in coming to a 21-month transition deal with the EU. This included an agreement requiring Northern Ireland to comply with EU regulations in absence of a better alternative. Despite this, the FTSE 100 declined 2.0% while the EURO STOXX 50 fell 2.1%. In fixed income, the 10-year yields for US treasuries, UK gilts and German bunds ended the period on 2.7%, 1.4% and 0.5% respectively.

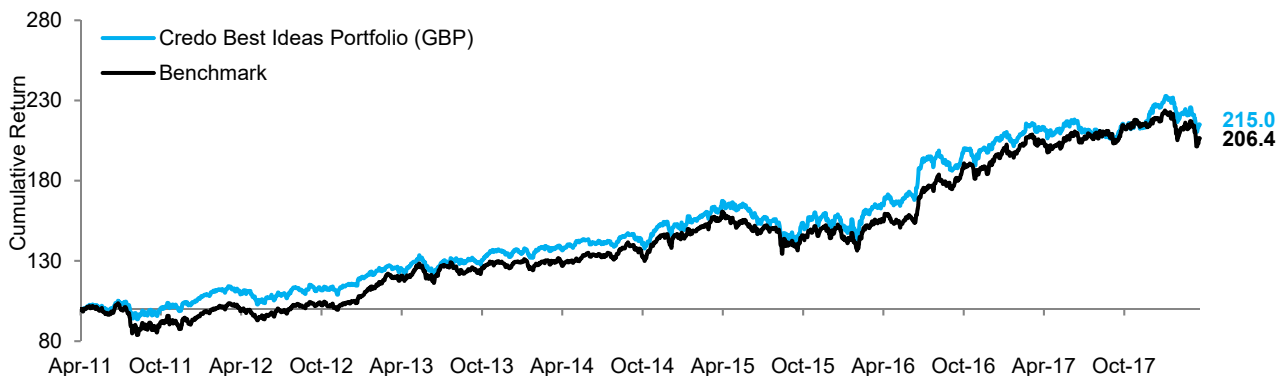
Key Contributors to Return

Ardale's shares increased by 3.3% after a positive note was issued by a sell side broker.

Key Detractors from Return

Wells Fargo's shares declined by 10.3% reacting negatively to increased regulatory scrutiny of its wealth management business. Sainsbury's shares declined by 7.8% after the John Lewis Partnership issued a profit warning, reporting pressure on profit margins at Waitrose, one of Sainsbury's main competitors.

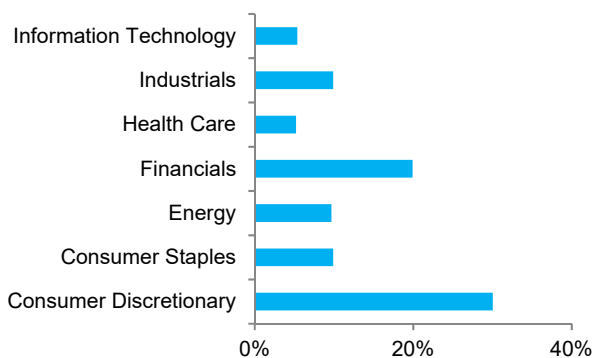
Performance Since Inception (14/04/2011)²



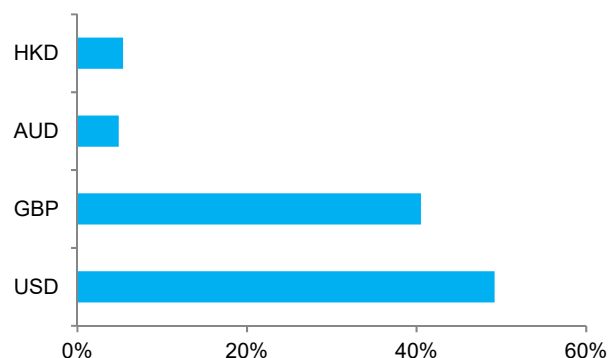
Sample Portfolio Statistics²

	Current Price	Trailing 12 Month P/E	12 Month Forward P/E	Dividend Yield
Adtalem Global Education Inc	\$47.6	18.5x	15.4x	0.0%
AutoZone Inc	\$648.7	13.8x	12.1x	0.0%
Microsoft Corp	\$91.3	26.1x	23.6x	1.8%
Total Portfolio Average		18.2x	15.4x	2.9%
MSCI World		19.0x	15.3x	2.5%

Sector Allocation



Currency Allocation



Investment Philosophy

Credo's investment philosophy is based on the following tenets:

- We believe wealth is created and preserved by following a patient and disciplined investment strategy that is focused on the long-term.
- We follow a value-based approach to investing.
- We strive to identify matters of strategic importance and focus on methodologies that have proven to be robust through a variety of market cycles, rather than fixating on short-term news-flow and forecasts.
- We aim to minimise turnover in our portfolios and apply our minds when considering transaction size in an attempt to limit transaction costs.
- We view risk as permanent losses of capital and not in terms of short-term volatility.

Important Notice

This document has been created for information purposes only and has been compiled from sources believed to be reliable. None of Credo, its directors, officers or employees accepts liability for any loss arising from the use hereof or reliance hereon or for any act or omission by any such person, or makes any representations as to its accuracy and completeness. This document does not constitute an offer or solicitation to invest, it is not advice or a personal recommendation nor does it take into account the particular investment objectives, financial situation or needs of individual clients and if you are interested in any of the information contained herein, it is recommended that you seek advice concerning suitability from your investment advisor. Investors are warned that past performance is not necessarily a guide to future performance, income is not guaranteed, share prices may go up or down and you may not get back the original capital invested. The value of your investment may also rise or fall due to changes in tax rates and rates of exchange if different to the currency in which you measure your wealth. Credo Capital plc is authorised and regulated by the Financial Conduct Authority and is an Authorised Financial Services Provider; FSP No: 9757.

(1) Performance figures are based on a notional portfolio, denominated in pound sterling, designed to track the holdings of the Credo Best Ideas Portfolio. Portfolio incorporates all additions and removals, rebalancing all holdings to a 5% weighting in the process. Portfolio may not be fully invested at a point in time and therefore can hold a portion of assets in cash, which is assumed to be held in the relevant reporting currency of the portfolio. Portfolio and Benchmark performance is calculated before any fees and includes reinvested dividends net of withholding tax.

(2) Source: Bloomberg pricing as of 31/03/2018 close. All portfolio performance is calculated using Bloomberg PORT, rounded to 1 decimal place.

Strategy & Objective

The Best Ideas Portfolio is a diversified portfolio (not a fund) of global equities, which we believe to be well positioned to outperform the wider equity market over the longer term. The portfolio has a bias towards developed market, large capitalisation stocks.

Portfolio Performance (USD)^{1,2}

Return (%)	Annualised						
	S. Inception	5 Years	3 Years	1 Year	3 Month	1 Month	YTD
Best Ideas Portfolio	9.5	9.6	8.5	13.5	-1.0	-1.8	-1.0
MSCI World	8.6	9.7	8.0	13.6	-1.3	-2.2	-1.3
Relative	0.9	-0.1	0.5	-0.1	0.3	0.4	0.3

Risk (%)	Largest Drawdown	Volatility (Annualised)
Best Ideas Portfolio	19.3	12.6
MSCI World	22.0	12.9

Market Commentary

March saw equities extend February's decline, resulting in most indices posting negative returns for the quarter. In the US, the planned introduction of tariffs targeted at Chinese trade provoked a retaliation, with China suggesting it will implement similar tariffs on primarily US imported goods. The S&P 500 finished the month 2.5% lower, while the Shenzhen CSI 300 fell 3.1%. Elsewhere, the UK made a number of concessions in coming to a 21-month transition deal with the EU. This included an agreement requiring Northern Ireland to comply with EU regulations in absence of a better alternative. Despite this, the FTSE 100 declined 2.0% while the EURO STOXX 50 fell 2.1%. In fixed income, the 10-year yields for US treasuries, UK gilts and German bunds ended the period on 2.7%, 1.4% and 0.5% respectively.

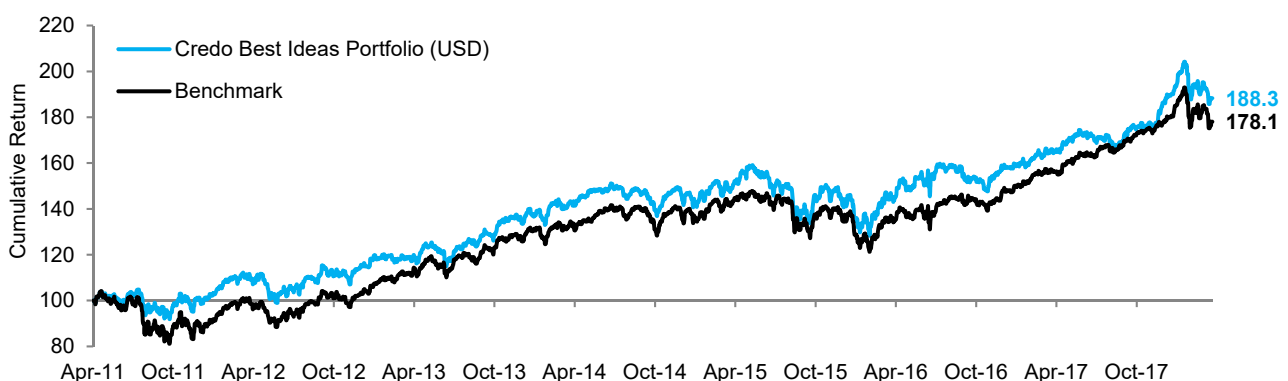
Key Contributors to Return

Adtalem's shares increased by 3.3% after a positive note was issued by a sell side broker.

Key Detractors from Return

Wells Fargo's shares declined by 10.3% reacting negatively to increased regulatory scrutiny of its wealth management business. Sainsbury's shares declined by 7.8% after the John Lewis Partnership issued a profit warning, reporting pressure on profit margins at Waitrose, one of Sainsbury's main competitors..

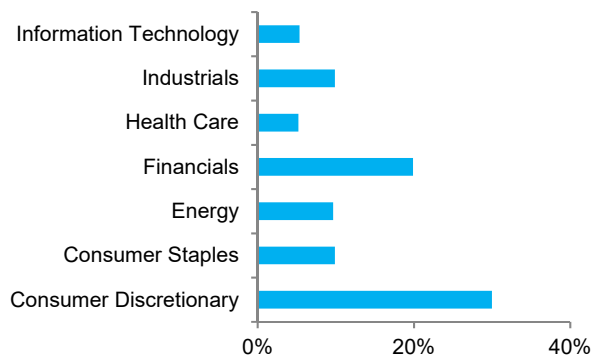
Performance Since Inception (14/04/2011)²



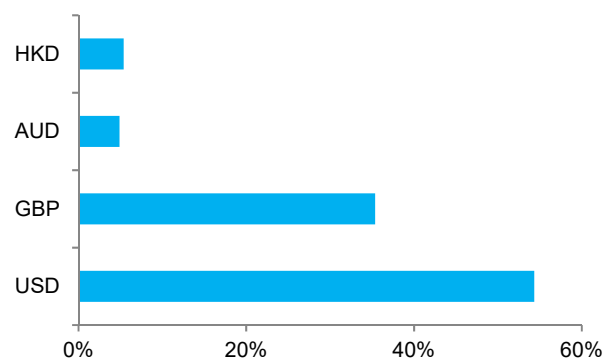
Sample Portfolio Statistics²

	Current Price	Trailing 12 Month P/E	12 Month Forward P/E	Dividend Yield
Adtalem Global Education Inc	\$47.6	18.5x	15.4x	0.0%
AutoZone Inc	\$648.7	13.8x	12.1x	0.0%
Microsoft Corp	\$91.3	26.1x	23.6x	1.8%
Total Portfolio Average		18.2x	15.4x	2.9%
MSCI World		19.0x	15.3x	2.5%

Sector Allocation



Currency Allocation



Investment Philosophy

Credo's investment philosophy is based on the following tenets:

- We believe wealth is created and preserved by following a patient and disciplined investment strategy that is focused on the long-term.
- We follow a value-based approach to investing.
- We strive to identify matters of strategic importance and focus on methodologies that have proven to be robust through a variety of market cycles, rather than fixating on short-term news-flow and forecasts.
- We aim to minimise turnover in our portfolios and apply our minds when considering transaction size in an attempt to limit transaction costs.
- We view risk as permanent losses of capital and not in terms of short-term volatility.

Important Notice

This document has been created for information purposes only and has been compiled from sources believed to be reliable. None of Credo, its directors, officers or employees accepts liability for any loss arising from the use hereof or reliance hereon or for any act or omission by any such person, or makes any representations as to its accuracy and completeness. This document does not constitute an offer or solicitation to invest, it is not advice or a personal recommendation nor does it take into account the particular investment objectives, financial situation or needs of individual clients and if you are interested in any of the information contained herein, it is recommended that you seek advice concerning suitability from your investment advisor. Investors are warned that past performance is not necessarily a guide to future performance, income is not guaranteed, share prices may go up or down and you may not get back the original capital invested. The value of your investment may also rise or fall due to changes in tax rates and rates of exchange if different to the currency in which you measure your wealth. Credo Capital plc is authorised and regulated by the Financial Conduct Authority and is an Authorised Financial Services Provider; FSP No: 9757.

(1) Performance figures are based on a notional portfolio, denominated in US dollar, designed to track the holdings of the Credo Best Ideas Portfolio. Portfolio incorporates all additions and removals, rebalancing all holding to a 5% weighting in the process. Portfolio may not be fully invested at a point in time and therefore can hold a portion of assets in cash, which is assumed to be held in the relevant reporting currency of the portfolio. Portfolio and Benchmark performance is calculated before any fees and includes reinvested dividends net of withholding tax.

(2) Source: Bloomberg pricing as of 31/03/2018 close. All portfolio performance is calculated using Bloomberg PORT, rounded to 1 decimal