

Strategy & Objective

The Dividend Growth Portfolio is a diversified portfolio (not a fund) of global equities, which we believe to be well positioned to outperform the wider equity market over the longer term. The portfolio has a bias towards developed market, large capitalisation stocks.

Portfolio Performance (GBP)^{1,2}

Return (%)	Annualised						
	S. Inception	5 Years	3 Years	1 Year	3 Month	1 Month	YTD
Dividend Growth Portfolio	13.1	12.2	12.5	3.0	-1.2	3.3	3.3
MSCI World	12.9	11.9	14.3	1.0	-2.1	4.7	4.7
Relative	0.2	0.3	-1.8	2.0	0.9	-1.4	-1.4

Risk (%)	Largest Drawdown	Volatility (Annualised)
Dividend Growth Portfolio	11.9	11.5
MSCI World	16.2	12.3

Market Commentary

January saw global equity markets make positive ground following recent weak performance. All major equity indices made gains over the month, with the S&P 500, FTSE 100 and Nikkei 225 up 8.0%, 3.6% and 3.8% respectively. Despite this turnaround, the same underlying geopolitical issues still seemed to persist. However, this time, added to the mix, was the US Government shutdown. As the 29th March approaches, progress with regards to Brexit was lacking. There was temporary optimism as MPs voted in favour of replacing the backstop, the insurance policy designed to avoid a hard border in Ireland in the event of a no deal. However, the EU seems adamant that there would be no change to the deal already agreed. Despite this gridlock, the pound rose 3.0% against the euro. Amongst other currencies, the pound rose 2.9% against the US dollar. In the fixed income market, the yield on US, UK and Germany 10-year bonds decreased 5, 6 and 9 basis points respectively.

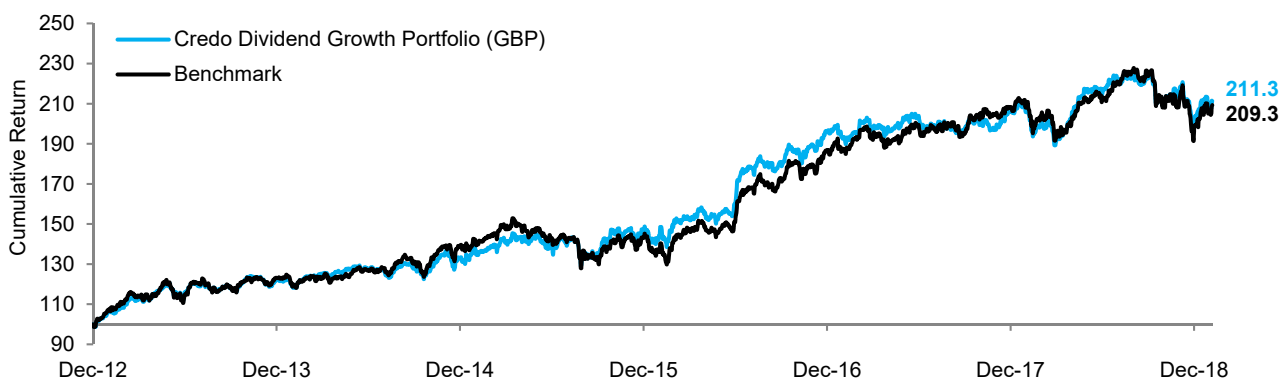
Key Contributors to Return

Union Pacific's shares increased by 15.1% after the company announced that Jim Vena, a former protégé of Railroad legend Hunter Harrison, had been hired as COO. Las Vegas Sands' shares increased by 12.1% after the market continued to report strong Macau numbers and strong results from competitors.

Key Detractors from Return

Paddy Power Betfair's shares declined by 2.1% after the Department of Justice reversed its interpretation on the federal law prohibiting the operation of certain types of betting businesses in the US. Verizon Communication's shares declined 1.3%, after reporting weaker quarterly results and with more defensive companies failing to participate in the market rally.

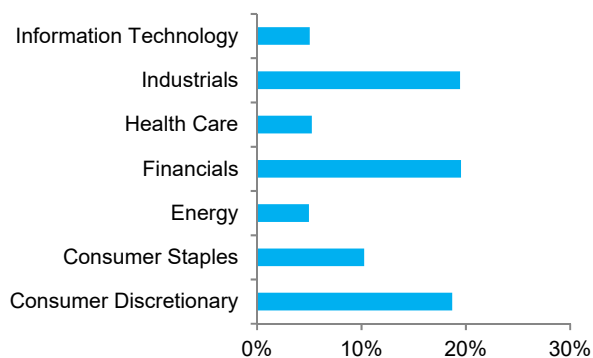
Performance Since Inception (28/12/2012)²



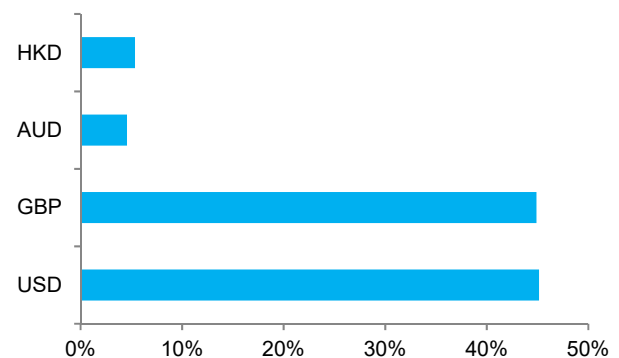
Sample Portfolio Statistics²

	Current Price	Trailing 12 Month P/E	12 Month Forward P/E	Dividend Yield
Imperial Brands plc	2525p	14.7x	9.0x	7.4%
Nielsen Holdings plc	\$25.7	16.1x	15.6x	5.5%
Wells Fargo & Co	\$48.9	11.8x	9.7x	3.7%
Total Portfolio Average		16.6x	14.1x	3.4%
MSCI World		16.6x	14.6x	2.6%

Sector Allocation



Currency Allocation



Investment Philosophy

Credo's investment philosophy is based on the following tenets:

- We believe wealth is created and preserved by following a patient and disciplined investment strategy that is focused on the long-term.
- We follow a value-based approach to investing.
- We strive to identify matters of strategic importance and focus on methodologies that have proven to be robust through a variety of market cycles, rather than fixating on short-term news-flow and forecasts.
- We aim to minimise turnover in our portfolios and apply our minds when considering transaction size in an attempt to limit transaction costs.
- We view risk as permanent losses of capital and not in terms of short-term volatility.

Important Notice

This document has been created for information purposes only and has been compiled from sources believed to be reliable. None of Credo, its directors, officers or employees accepts liability for any loss arising from the use hereof or reliance hereon or for any act or omission by any such person, or makes any representations as to its accuracy and completeness. This document does not constitute an offer or solicitation to invest, it is not advice or a personal recommendation nor does it take into account the particular investment objectives, financial situation or needs of individual clients and if you are interested in any of the information contained herein, it is recommended that you seek advice concerning suitability from your investment advisor. Investors are warned that past performance is not necessarily a guide to future performance, income is not guaranteed, share prices may go up or down and you may not get back the original capital invested. The value of your investment may also rise or fall due to changes in tax rates and rates of exchange if different to the currency in which you measure your wealth. Credo Capital Limited is authorised and regulated by the Financial Conduct Authority and is an Authorised Financial Services Provider; FSP No: 9757.

(1) Performance figures are based on a notional portfolio, denominated in pound sterling, designed to track the holdings of the Credo Dividend Growth Portfolio. Portfolio incorporates all additions and removals, rebalancing all holding to a 5% weighting in the process. Portfolio may not be fully invested at a point in time and therefore can hold a portion of assets in cash, which is assumed to be held in the relevant reporting currency of the portfolio. Portfolio and Benchmark performance is calculated before any fees and includes reinvested dividends net of withholding tax.

(2) Source: Bloomberg pricing as of 31/01/2019 close. All portfolio performance is calculated using Bloomberg PORT, rounded to 1 decimal place.

Strategy & Objective

The Dividend Growth Portfolio is a diversified portfolio (not a fund) of global equities, which we believe to be well positioned to outperform the wider equity market over the longer term. The portfolio has a bias towards developed market, large capitalisation stocks.

Portfolio Performance (USD)^{1,2}

Return (%)	Annualised						
	S. Inception	5 Years	3 Years	1 Year	3 Month	1 Month	YTD
Dividend Growth Portfolio	9.4	7.3	9.6	-4.7	1.4	6.0	6.0
MSCI World	9.2	6.9	11.3	-6.5	0.7	7.8	7.8
Relative	0.2	0.4	-1.7	1.8	0.7	-1.8	-1.8

Risk (%)	Largest Drawdown	Volatility (Annualised)
Dividend Growth Portfolio	14.3	11.2
MSCI World	18.7	11.1

Market Commentary

January saw global equity markets make positive ground following recent weak performance. All major equity indices made gains over the month, with the S&P 500, FTSE 100 and Nikkei 225 up 8.0%, 3.6% and 3.8% respectively. Despite this turnaround, the same underlying geopolitical issues still seemed to persist. However, this time, added to the mix, was the US Government shutdown. As the 29th March approaches, progress with regards to Brexit was lacking. There was temporary optimism as MPs voted in favour of replacing the backstop, the insurance policy designed to avoid a hard border in Ireland in the event of a no deal. However, the EU seems adamant that there would be no change to the deal already agreed. Despite this gridlock, the pound rose 3.0% against the euro. Amongst other currencies, the pound rose 2.9% against the US dollar. In the fixed income market, the yield on US, UK and Germany 10-year bonds decreased 5, 6 and 9 basis points respectively.

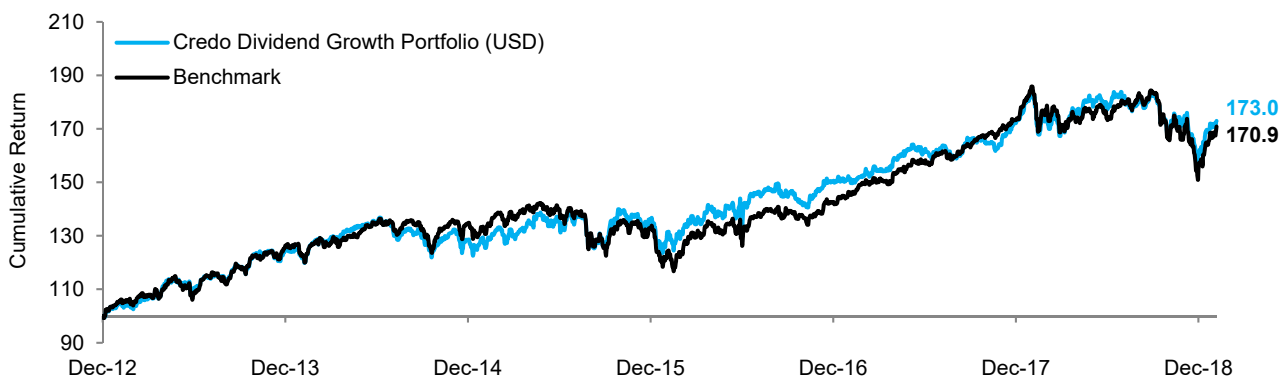
Key Contributors to Return

Union Pacific's shares increased by 15.1% after the company announced that Jim Vena, a former protégé of Railroad legend Hunter Harrison, had been hired as COO. Las Vegas Sands' shares increased by 12.1% after the market continued to report strong Macau numbers and strong results from competitors.

Key Detractors from Return

Paddy Power Betfair's shares declined by 2.1% after the Department of Justice reversed its interpretation on the federal law prohibiting the operation of certain types of betting businesses in the US. Verizon Communication's shares declined 1.3%, after reporting weaker quarterly results and with more defensive companies failing to participate in the market rally.

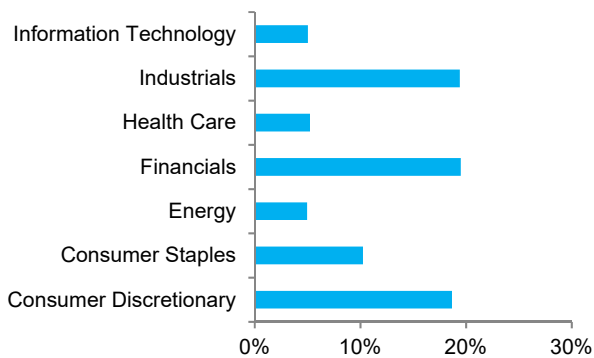
Performance Since Inception (28/12/2012)²



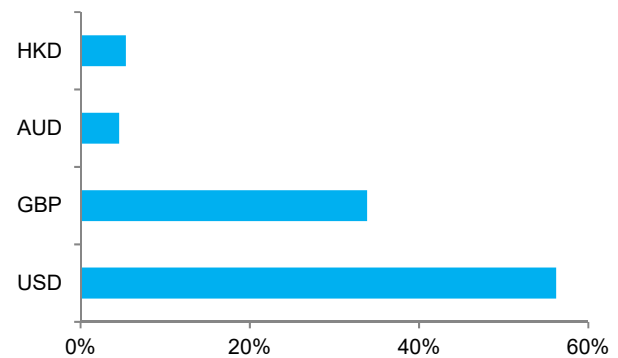
Sample Portfolio Statistics²

	Current Price	Trailing 12 Month P/E	12 Month Forward P/E	Dividend Yield
Imperial Brands plc	2525p	14.7x	9.0x	7.4%
Nielsen Holdings plc	\$25.7	16.1x	15.6x	5.5%
Wells Fargo & Co	\$48.9	11.8x	9.7x	3.7%
Total Portfolio Average		16.5x	14.1x	3.4%
MSCI World		16.6x	14.6x	2.6%

Sector Allocation



Currency Allocation



Investment Philosophy

Credo's investment philosophy is based on the following tenets:

- We believe wealth is created and preserved by following a patient and disciplined investment strategy that is focused on the long-term.
- We follow a value-based approach to investing.
- We strive to identify matters of strategic importance and focus on methodologies that have proven to be robust through a variety of market cycles, rather than fixating on short-term news-flow and forecasts.
- We aim to minimise turnover in our portfolios and apply our minds when considering transaction size in an attempt to limit transaction costs.
- We view risk as permanent losses of capital and not in terms of short-term volatility.

Important Notice

This document has been created for information purposes only and has been compiled from sources believed to be reliable. None of Credo, its directors, officers or employees accepts liability for any loss arising from the use hereof or reliance hereon or for any act or omission by any such person, or makes any representations as to its accuracy and completeness. This document does not constitute an offer or solicitation to invest, it is not advice or a personal recommendation nor does it take into account the particular investment objectives, financial situation or needs of individual clients and if you are interested in any of the information contained herein, it is recommended that you seek advice concerning suitability from your investment advisor. Investors are warned that past performance is not necessarily a guide to future performance, income is not guaranteed, share prices may go up or down and you may not get back the original capital invested. The value of your investment may also rise or fall due to changes in tax rates and rates of exchange if different to the currency in which you measure your wealth. Credo Capital Limited is authorised and regulated by the Financial Conduct Authority and is an Authorised Financial Services Provider; FSP No: 9757.

(1) Performance figures are based on a notional portfolio, denominated in US dollar, designed to track the holdings of the Credo Dividend Growth Portfolio. Portfolio incorporates all additions and removals, rebalancing all holding to a 5% weighting in the process. Portfolio may not be fully invested at a point in time and therefore can hold a portion of assets in cash, which is assumed to be held in the relevant reporting currency of the portfolio. Portfolio and Benchmark performance is calculated before any fees and includes reinvested dividends net of withholding tax.

(2) Source: Bloomberg pricing as of 31/01/2019 close. All portfolio performance is calculated using Bloomberg PORT, rounded to 1 decimal place.