

Strategy & Objective

The Dividend Growth Portfolio is a diversified portfolio (not a fund) of global equities, which we believe to be well positioned to outperform the wider equity market over the longer term. The portfolio has a bias towards developed market, large capitalisation stocks.

Portfolio Performance (GBP)^{1,2}

Return (%)	Annualised						
	S. Inception	5 Years	3 Years	1 Year	3 Month	1 Month	YTD
Dividend Growth Portfolio	13.2	11.5	12.5	2.4	2.1	-4.1	8.3
MSCI World	13.2	11.8	14.2	5.0	3.8	-2.7	10.8
Relative	0.0	-0.3	-1.7	-2.6	-1.7	-1.4	-2.5

Risk (%)	Largest Drawdown	Volatility (Annualised)
Dividend Growth Portfolio	11.9	11.4
MSCI World	16.2	12.2

Market Commentary

Global equity markets performed poorly in May, with all major indices down over the month. The S&P 500, FTSE 100, the Euro STOXX 50 and Nikkei 225 had negative returns of 6.4%, 2.9%, 5.1% and 7.4% respectively. May saw the trade war between the US and China intensify as the US increased tariffs on a further \$200 billion of Chinese imports. President Trump also threatened to impose 5% tariffs on Mexican imports until Mexico contributes more to solving the migrant issue. Theresa May announced she is to step down as Prime Minister on 7th June after failing to get support for her Brexit. Pound sterling was down 3.2% against the US dollar and 2.8% against the euro. The yield on US, UK and German 10-year bonds decreased by 38, 30 and 22 basis points respectively, as investors moved into safer assets.

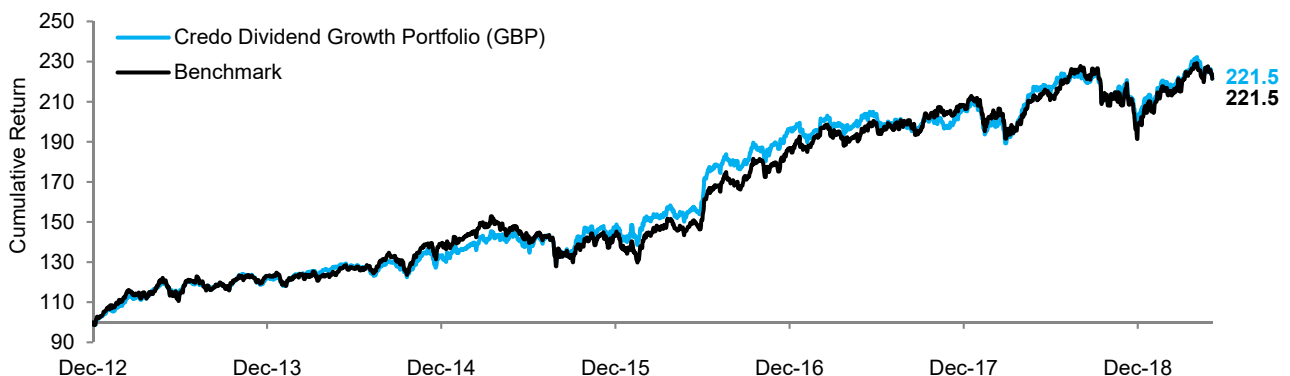
Key Contributors to Return

IG Group's shares increased 7.3% as the company unveiled its new strategy aimed at creating significant revenue growth opportunities in the medium-term. Merlin Entertainments' shares increased 3.5% after a public letter was published by activist shareholder, ValueAct, suggesting the company should be taken private.

Key Detractors from Return

Imperial Brands' shares declined by 20.2% after the company reported falling e-cigarette volumes in the US during the first half of the year, indicating high levels of unsold inventory. Las Vegas Sands' shares declined 18.0% alongside a general sell-off in the Macau gaming sector as a result of renewed US-China trade war fears.

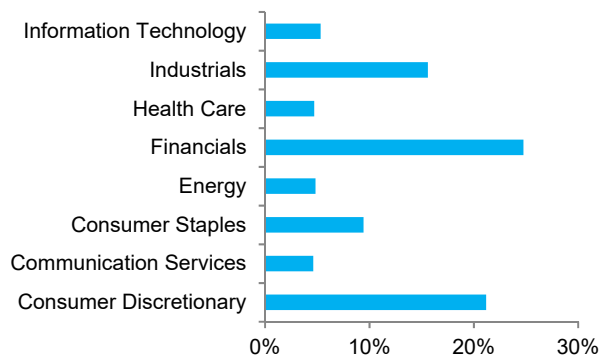
Performance Since Inception (28/12/2012)²



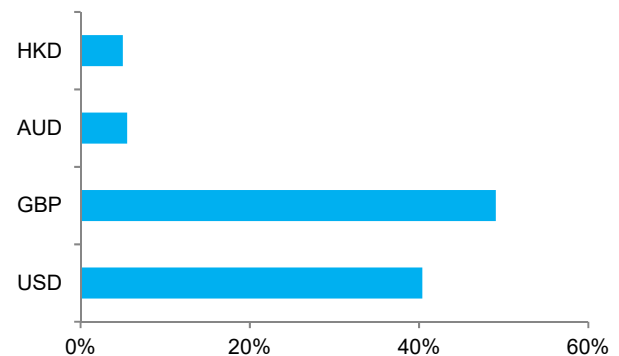
Sample Portfolio Statistics²

	Current Price	Trailing 12 Month P/E	12 Month Forward P/E	Dividend Yield
GlaxoSmithKline plc	1527p	13.8x	13.4x	5.2%
Meggitt plc	491p	19.1x	13.6x	3.4%
Wells Fargo & Co	\$44.4	10.4x	9.1x	4.1%
Total Portfolio Average		15.5x	13.8x	3.6%
MSCI World		17.1x	14.7x	2.7%

Sector Allocation



Currency Allocation



Investment Philosophy

Credo's investment philosophy is based on the following tenets:

- We believe wealth is created and preserved by following a patient and disciplined investment strategy that is focused on the long-term.
- We follow a value-based approach to investing.
- We strive to identify matters of strategic importance and focus on methodologies that have proven to be robust through a variety of market cycles, rather than fixating on short-term news-flow and forecasts.
- We aim to minimise turnover in our portfolios and apply our minds when considering transaction size in an attempt to limit transaction costs.
- We view risk as permanent losses of capital and not in terms of short-term volatility.

Important Notice

This document has been created for information purposes only and has been compiled from sources believed to be reliable. None of Credo, its directors, officers or employees accepts liability for any loss arising from the use hereof or reliance hereon or for any act or omission by any such person, or makes any representations as to its accuracy and completeness. This document does not constitute an offer or solicitation to invest, it is not advice or a personal recommendation nor does it take into account the particular investment objectives, financial situation or needs of individual clients and if you are interested in any of the information contained herein, it is recommended that you seek advice concerning suitability from your investment advisor. Investors are warned that past performance is not necessarily a guide to future performance, income is not guaranteed, share prices may go up or down and you may not get back the original capital invested. The value of your investment may also rise or fall due to changes in tax rates and rates of exchange if different to the currency in which you measure your wealth. Credo Capital Limited is authorised and regulated by the Financial Conduct Authority and is an Authorised Financial Services Provider; FSP No: 9757.

(1) Performance figures are based on a notional portfolio, denominated in pound sterling, designed to track the holdings of the Credo Dividend Growth Portfolio. Portfolio incorporates all additions and removals, rebalancing all holding to a 5% weighting in the process. Portfolio may not be fully invested at a point in time and therefore can hold a portion of assets in cash, which is assumed to be held in the relevant reporting currency of the portfolio. Portfolio and Benchmark performance is calculated before any fees and includes reinvested dividends net of withholding tax.

(2) Source: Bloomberg pricing as of 31/05/2019 close. All portfolio performance is calculated using Bloomberg PORT, rounded to 1 decimal place.

Strategy & Objective

The Dividend Growth Portfolio is a diversified portfolio (not a fund) of global equities, which we believe to be well positioned to outperform the wider equity market over the longer term. The portfolio has a bias towards developed market, large capitalisation stocks.

Portfolio Performance (USD)^{1,2}

Return (%)	Annualised						
	S. Inception	5 Years	3 Years	1 Year	3 Month	1 Month	YTD
Dividend Growth Portfolio	9.1	5.5	7.6	-2.6	-2.4	-6.8	7.3
MSCI World	9.0	5.6	9.0	-0.3	-1.1	-5.8	9.7
Relative	0.1	-0.1	-1.4	-2.3	-1.3	-1.0	-2.4

Risk (%)	Largest Drawdown	Volatility (Annualised)
Dividend Growth Portfolio	14.3	11.1
MSCI World	18.7	11.0

Market Commentary

Global equity markets performed poorly in May, with all major indices down over the month. The S&P 500, FTSE 100, the Euro STOXX 50 and Nikkei 225 had negative returns of 6.4%, 2.9%, 5.1% and 7.4% respectively. May saw the trade war between the US and China intensify as the US increased tariffs on a further \$200 billion of Chinese imports. President Trump also threatened to impose 5% tariffs on Mexican imports until Mexico contributes more to solving the migrant issue. Theresa May announced she is to step down as Prime Minister on 7th June after failing to get support for her Brexit. Pound sterling was down 3.2% against the US dollar and 2.8% against the euro. The yield on US, UK and German 10-year bonds decreased by 38, 30 and 22 basis points respectively, as investors moved into safer assets.

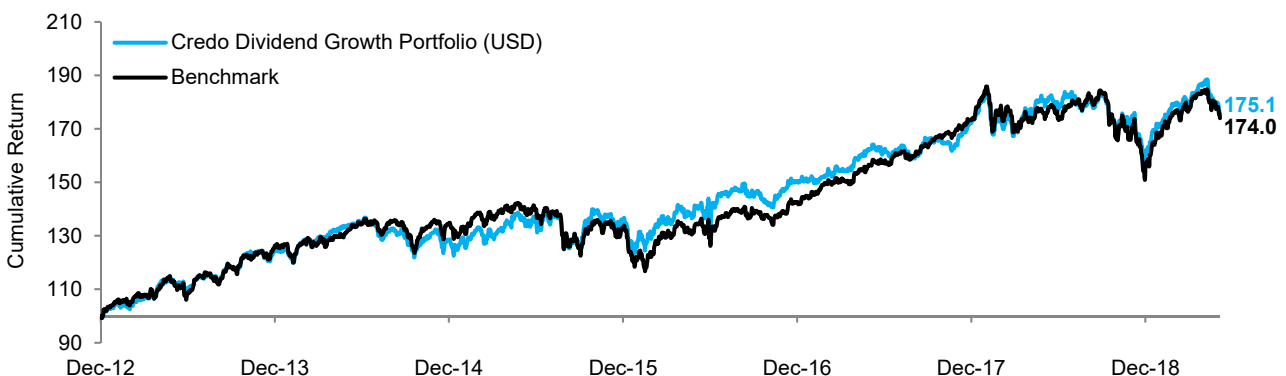
Key Contributors to Return

IG Group's shares increased 7.3% as the company unveiled its new strategy aimed at creating significant revenue growth opportunities in the medium-term. Merlin Entertainments' shares increased 3.5% after a public letter was published by activist shareholder, ValueAct, suggesting the company should be taken private.

Key Detractors from Return

Imperial Brands' shares declined by 20.2% after the company reported falling e-cigarette volumes in the US during the first half of the year, indicating high levels of unsold inventory. Las Vegas Sands' shares declined 18.0% alongside a general sell-off in the Macau gaming sector as a result of renewed US-China trade war fears.

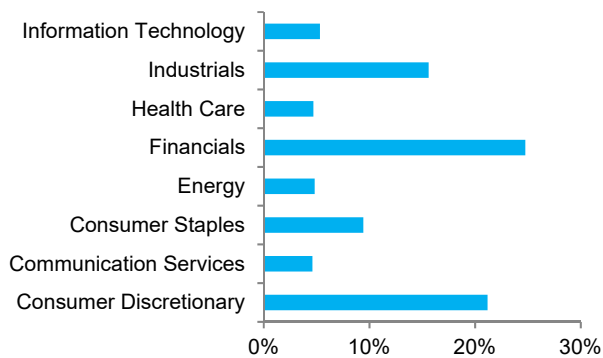
Performance Since Inception (28/12/2012)²



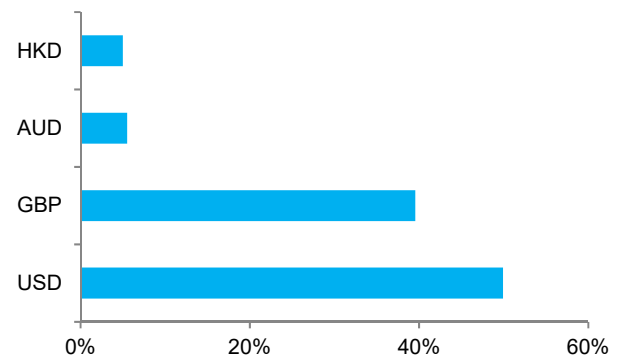
Sample Portfolio Statistics²

	Current Price	Trailing 12 Month P/E	12 Month Forward P/E	Dividend Yield
GlaxoSmithKline plc	1527p	13.8x	13.4x	5.2%
Meggitt plc	491p	19.1x	13.6x	3.4%
Wells Fargo & Co	\$44.4	10.4x	9.1x	4.1%
Total Portfolio Average		15.6x	13.9x	3.6%
MSCI World		17.1x	14.7x	2.7%

Sector Allocation



Currency Allocation



Investment Philosophy

Credo's investment philosophy is based on the following tenets:

- We believe wealth is created and preserved by following a patient and disciplined investment strategy that is focused on the long-term.
- We follow a value-based approach to investing.
- We strive to identify matters of strategic importance and focus on methodologies that have proven to be robust through a variety of market cycles, rather than fixating on short-term news-flow and forecasts.
- We aim to minimise turnover in our portfolios and apply our minds when considering transaction size in an attempt to limit transaction costs.
- We view risk as permanent losses of capital and not in terms of short-term volatility.

Important Notice

This document has been created for information purposes only and has been compiled from sources believed to be reliable. None of Credo, its directors, officers or employees accepts liability for any loss arising from the use hereof or reliance hereon or for any act or omission by any such person, or makes any representations as to its accuracy and completeness. This document does not constitute an offer or solicitation to invest, it is not advice or a personal recommendation nor does it take into account the particular investment objectives, financial situation or needs of individual clients and if you are interested in any of the information contained herein, it is recommended that you seek advice concerning suitability from your investment advisor. Investors are warned that past performance is not necessarily a guide to future performance, income is not guaranteed, share prices may go up or down and you may not get back the original capital invested. The value of your investment may also rise or fall due to changes in tax rates and rates of exchange if different to the currency in which you measure your wealth. Credo Capital Limited is authorised and regulated by the Financial Conduct Authority and is an Authorised Financial Services Provider; FSP No: 9757.

(1) Performance figures are based on a notional portfolio, denominated in US dollar, designed to track the holdings of the Credo Dividend Growth Portfolio. Portfolio incorporates all additions and removals, rebalancing all holding to a 5% weighting in the process. Portfolio may not be fully invested at a point in time and therefore can hold a portion of assets in cash, which is assumed to be held in the relevant reporting currency of the portfolio. Portfolio and Benchmark performance is calculated before any fees and includes reinvested dividends net of withholding tax.

(2) Source: Bloomberg pricing as of 31/05/2019 close. All portfolio performance is calculated using Bloomberg PORT, rounded to 1 decimal place.