

Strategy & Objective

The Best Ideas Portfolio is a diversified portfolio (not a fund) of global equities, which we believe to be well positioned to outperform the wider equity market over the longer term. The portfolio has a bias towards developed market, large capitalisation stocks.

Portfolio Performance (GBP)^{1,2}

Return (%)	Annualised			1 Year	3 Months	1 Month	YTD
	S. Inception	5 Years	3 Years				
Best Ideas Portfolio	11.1	9.5	16.0	9.5	-1.6	0.1	8.8
MSCI World	10.5	9.3	10.5	4.3	-4.0	-2.4	7.4
Relative	0.5	0.2	5.6	5.2	2.4	2.5	1.4

Risk (%)	Largest Drawdown	Volatility (Annualised)
Best Ideas Portfolio	-30.4	14.8
MSCI World	-26.2	15.1

Market Commentary

Global equity markets continued to face headwinds in October with stocks falling based on the interest rate outlook, and the impact of the Israel-Hamas conflict. The DJIA, S&P 500, Euro STOXX 50, and FTSE 100 all experienced negative returns during the month of -1.3%, -2.1%, -2.6% and -3.7%, respectively and measured in their local currencies. Both the Bank of England and the Federal Reserve Bank kept interest rates unchanged, signalling their higher for longer stances. The yields on US and UK 10-year bonds rose by 36 and 7 basis points, respectively. In commodities, Brent Crude oil declined by -5.5% due to concerns about global supply and demand dynamics, however, the price rallied from the low of the month mainly due to the tragic events that took place in the Middle East. This also impacted gold, which finished the month up 7.4% as investors fled to safety. The pound fell by -0.4% against the US dollar and by -0.4% against the euro.

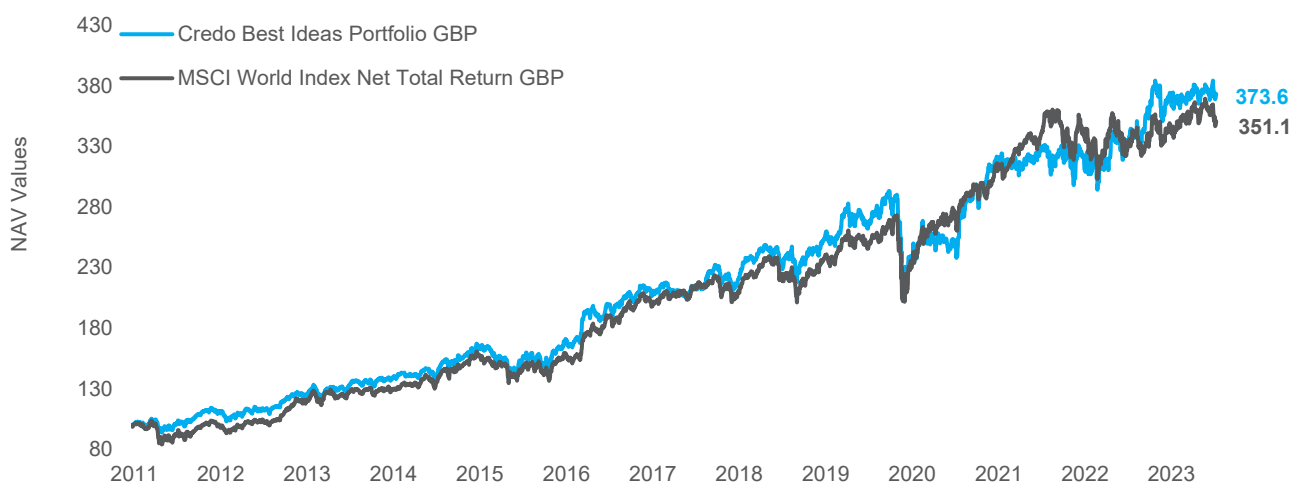
Key Contributors to Return

Progressive Corp's shares increased by 14.1% after reporting quarterly results that showed double digit growth in policies in force and net premiums written as well as higher earnings that beat expectations. RTX Corp's shares increased by 13.6% after an accelerated buyback announcement and as the company's latest update on their GTF fleet held no further negative surprises.

Key Detractors from Return

HCA Healthcare's shares declined by 7.6% after reporting earnings that were slightly lower than expected due to an unfavourable margin impact by the company's physician staffing Joint Venture. Ryanair Holdings' shares declined by 9.4% after facing broad delivery delays of ordered aircraft from Boeing and industrywide concerns around fuel prices, labour costs and softening travel demand.

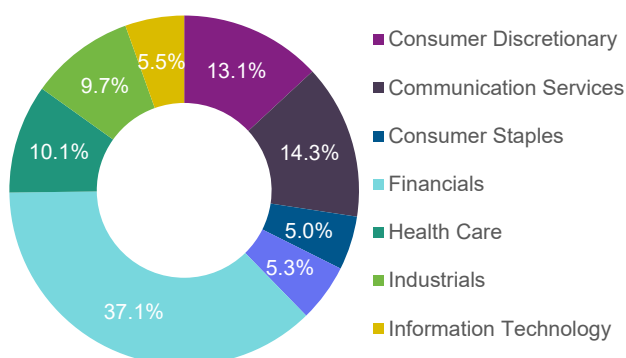
Performance Since Inception²



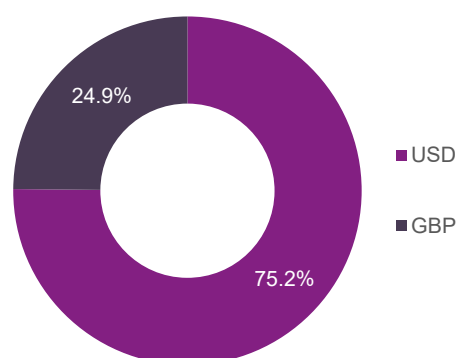
Sample Portfolio Statistics²

	Current Price	Trailing 12 Month P/E	12 Month Forward P/E	Dividend Yield
British American Tobacco plc	2454p	6.3x	6.4x	9.3%
Chubb Ltd	\$214.6	12x	10.5x	1.6%
Meta Platforms Inc-Class A	\$301.3	19.7x	17x	0%
Total Portfolio Average		14.3x	12.5x	1.9%
MSCI World		17.8x	17x	2.2%

Sector Allocation



Currency Allocation



Investment Philosophy

Credo's investment philosophy is based on the following tenets:

- We believe that wealth is best created and preserved through patient and disciplined investing, with a focus on the long term
- We follow a value-based approach to investing
- We seek to invest in high quality companies that are attractively priced relative to their future business prospects
- We believe that the market's short-term focus creates opportunities for those willing to concentrate on underlying business performance
- We view risk as permanent losses of capital and not in terms of short-term volatility

Important Notice

This document has been created for information purposes only and has been compiled from sources believed to be reliable. None of Credo, its directors, officers or employees accepts liability for any loss arising from the use hereof or reliance hereon or for any act or omission by any such person, or makes any representations as to its accuracy and completeness. This document does not constitute an offer or solicitation to invest, it is not advice or a personal recommendation nor does it take into account the particular investment objectives, financial situation or needs of individual clients and if you are interested in any of the information contained herein, it is recommended that you seek advice concerning suitability from your investment advisor. Investors are warned that past performance is not necessarily a guide to future performance, income is not guaranteed, share prices may go up or down and you may not get back the original capital invested. The value of your investment may also rise or fall due to changes in tax rates and rates of exchange if different to the currency in which you measure your wealth. Credo Capital Limited is authorised and regulated by the Financial Conduct Authority in the United Kingdom, FRN 192204; is an Authorised Financial Services Provider in South Africa; FSP No: 9757 and is a member of the London Stock Exchange.

(1) Performance figures are based on a notional portfolio, denominated in pound sterling, designed to track the holdings of the Credo Best Ideas Portfolio. Portfolio incorporates all additions and removals, rebalancing all holding to a 5% weighting in the process. Portfolio may not be fully invested at a point in time and therefore can hold a portion of assets in cash, which is assumed to be held in the relevant reporting currency of the portfolio. Portfolio and Benchmark performance is calculated before any fees and includes reinvested dividends net of withholding tax. Inception date: 14/04/2011.

(2) Source: Bloomberg pricing as of 31/10/2023 close. All portfolio performance is calculated using Bloomberg PORT.

Strategy & Objective

The Best Ideas Portfolio is a diversified portfolio (not a fund) of global equities, which we believe to be well positioned to outperform the wider equity market over the longer term. The portfolio has a bias towards developed market, large capitalisation stocks.

Portfolio Performance (USD)^{1,2}

Return (%)	Annualised						
	S. Inception	5 Years	3 Years	1 Year	3 Months	1 Month	YTD
Best Ideas Portfolio	8.7	8.4	13.5	15.6	-7.0	-0.4	9.0
MSCI World	8.0	8.3	8.1	10.5	-9.3	-2.9	7.9
Relative	0.7	0.2	5.4	5.1	2.3	2.5	1.1

Risk (%)	Largest Drawdown	Volatility (Annualised)
Best Ideas Portfolio	37.1	15.3
MSCI World	34.0	15.1

Market Commentary

Global equity markets continued to face headwinds in October with stocks falling based on the interest rate outlook, and the impact of the Israel-Hamas conflict. The DJIA, S&P 500, Euro STOXX 50, and FTSE 100 all experienced negative returns during the month of -1.3%, -2.1%, -2.6% and -3.7%, respectively and measured in their local currencies. Both the Bank of England and the Federal Reserve Bank kept interest rates unchanged, signalling their higher for longer stances. The yields on US and UK 10-year bonds rose by 36 and 7 basis points, respectively. In commodities, Brent Crude oil declined by -5.5% due to concerns about global supply and demand dynamics, however, the price rallied from the low of the month mainly due to the tragic events that took place in the Middle East. This also impacted gold, which finished the month up 7.4% as investors fled to safety. The pound fell by -0.4% against the US dollar and by -0.4% against the euro.

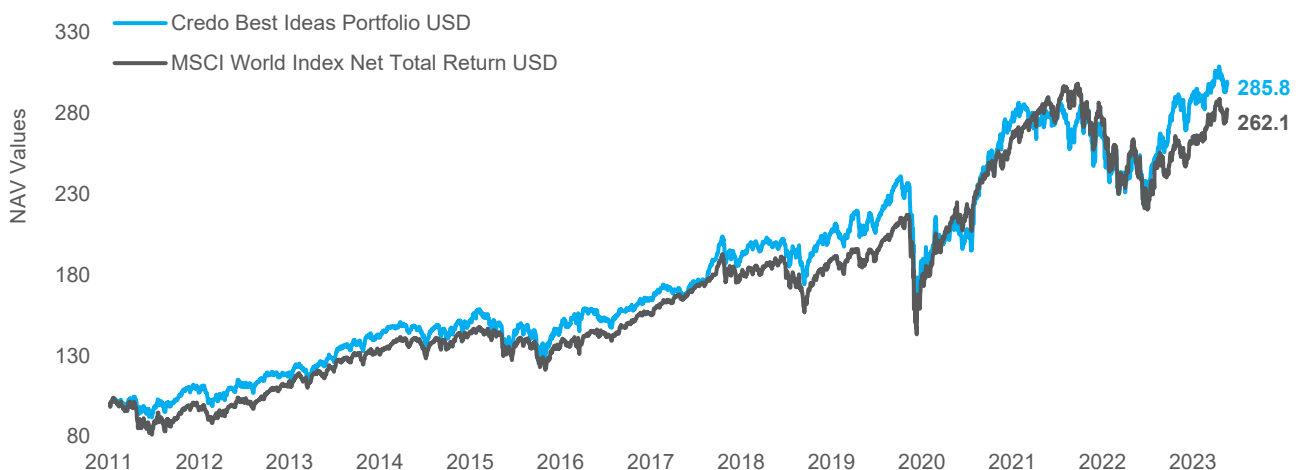
Key Contributors to Return

Progressive Corp's shares increased by 14.1% after reporting quarterly results that showed double digit growth in policies in force and net premiums written as well as higher earnings that beat expectations. RTX Corp's shares increased by 13.6% after an accelerated buyback announcement and as the company's latest update on their GTF fleet held no further negative surprises.

Key Detractors from Return

HCA Healthcare's shares declined by 7.6% after reporting earnings that were slightly lower than expected due to an unfavourable margin impact by the company's physician staffing Joint Venture. Ryanair Holdings' shares declined by 9.4% after facing broad delivery delays of ordered aircraft from Boeing and industrywide concerns around fuel prices, labour costs and softening travel demand.

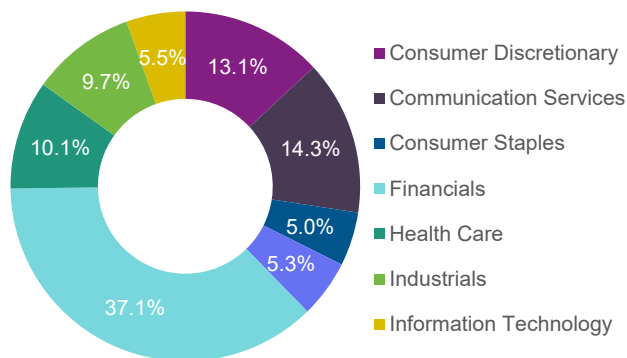
Performance Since Inception²



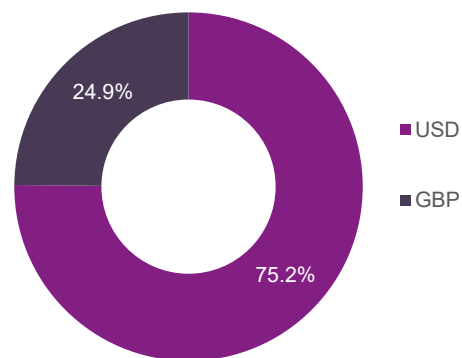
Sample Portfolio Statistics²

	Current Price	Trailing 12 Month P/E	12 Month Forward P/E	Dividend Yield
British American Tobacco plc	2454p	6.3x	6.4x	9.3%
Chubb Ltd	\$214.6	12x	10.5x	1.6%
Meta Platforms Inc-Class A	\$301.3	19.7x	17x	0%
Total Portfolio Average		14.3x	12.5x	1.9%
MSCI World		17.8x	17x	2.2%

Sector Allocation



Currency Allocation



Investment Philosophy

Credo's investment philosophy is based on the following tenets:

- We believe that wealth is best created and preserved through patient and disciplined investing, with a focus on the long term
- We follow a value-based approach to investing
- We seek to invest in high quality companies that are attractively priced relative to their future business prospects
- We believe that the market's short-term focus creates opportunities for those willing to concentrate on underlying business performance
- We view risk as permanent losses of capital and not in terms of short-term volatility

Important Notice

This document has been created for information purposes only and has been compiled from sources believed to be reliable. None of Credo, its directors, officers or employees accepts liability for any loss arising from the use hereof or reliance hereon or for any act or omission by any such person, or makes any representations as to its accuracy and completeness. This document does not constitute an offer or solicitation to invest, it is not advice or a personal recommendation nor does it take into account the particular investment objectives, financial situation or needs of individual clients and if you are interested in any of the information contained herein, it is recommended that you seek advice concerning suitability from your investment advisor. Investors are warned that past performance is not necessarily a guide to future performance, income is not guaranteed, share prices may go up or down and you may not get back the original capital invested. The value of your investment may also rise or fall due to changes in tax rates and rates of exchange if different to the currency in which you measure your wealth. Credo Capital Limited is authorised and regulated by the Financial Conduct Authority in the United Kingdom, FRN 192204; is an Authorised Financial Services Provider in South Africa; FSP No: 9757 and is a member of the London Stock Exchange.

(1) Performance figures are based on a notional portfolio, denominated in US dollar, designed to track the holdings of the Credo Best Ideas Portfolio. Portfolio incorporates all additions and removals, rebalancing all holding to a 5% weighting in the process. Portfolio may not be fully invested at a point in time and therefore can hold a portion of assets in cash, which is assumed to be held in the relevant reporting currency of the portfolio. Portfolio and Benchmark performance is calculated before any fees and includes reinvested dividends net of withholding tax. Inception date: 14/04/2011.

(2) Source: Bloomberg pricing as of 31/10/2023 close. All portfolio performance is calculated using Bloomberg PORT.