

Strategy & Objective

The Best Ideas Portfolio is a diversified portfolio (not a fund) of global equities, which we believe to be well positioned to outperform the wider equity market over the longer term. The portfolio has a bias towards developed market, large capitalisation stocks.

Portfolio Performance (GBP)^{1,2}

Return (%)	Annualised						
	S. Inception	5 Years	3 Years	1 Year	3 Months	1 Month	YTD
Best Ideas Portfolio	11.2	9.4	12.0	9.0	2.3	2.4	11.5
MSCI World	10.9	10.2	9.1	6.9	2.0	5.3	13.1
Relative	0.3	-0.8	3.0	2.0	0.4	-2.9	-1.6

Risk (%)	Largest Drawdown	Volatility (Annualised)
Best Ideas Portfolio	-30.4	14.8
MSCI World	-26.2	15.1

Market Commentary

Global financial markets witnessed a largely positive month in November. Notable inflation data showed signs of cooling, further driving the consensus that developed market central banks may have reached the peak of their tightening cycle. With increased investor confidence in equity markets, the DJIA, S&P 500, Euro STOXX 50, and FTSE 100 all experienced positive returns of 9.2%, 9.1%, 8.1% and 2.3%, respectively over the month and measured in their local currencies. In fixed income markets, the yields on US and UK 10-year bonds fell by 60 and 34 basis points, respectively. Despite the ongoing conflict in the Middle East, Brent Crude oil declined by a further -4.2% from the previous month, due to increasing US supply and scepticism over OPEC+ members' voluntary supply cuts. Gold finished the month up by 2.6% as investors continue to flock to safety. The pound rose by 3.9% against the US dollar and by 3.0% against the euro.

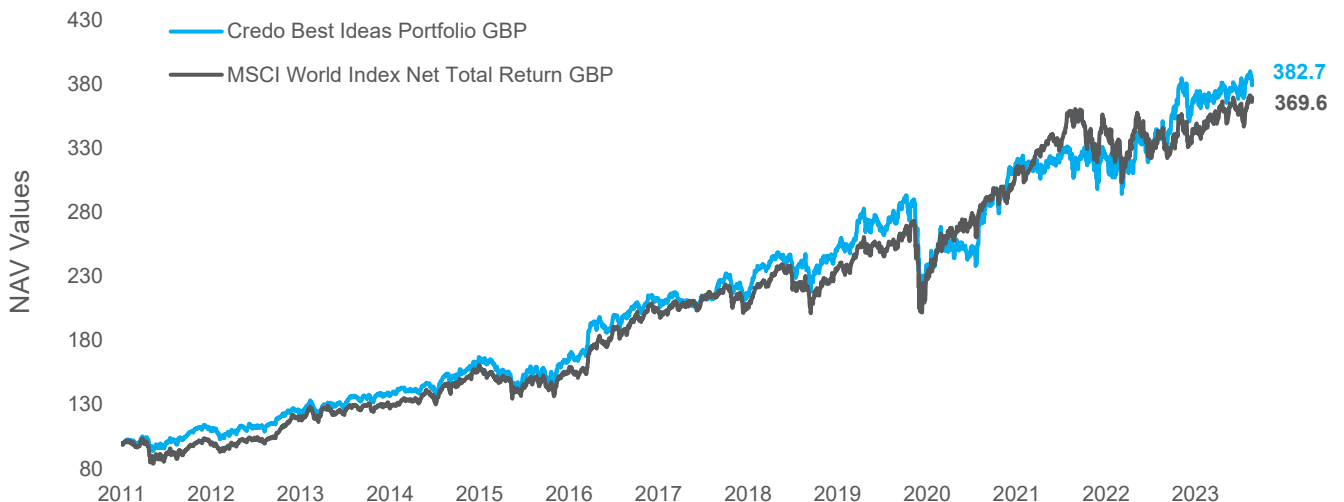
Key Contributors to Return

Ryanair Holdings' shares increased by 29.8% after announcing its first-ever ordinary dividend among higher-than-expected results and expected constraints in industry capacity this winter. Frontdoor Inc's shares increased by 14.2% after reporting better than expected financial results in a challenging real estate market with an increased outlook for revenue, adjusted earnings and share repurchases.

Key Detractors from Return

Alibaba Group Holding's shares declined by 12.7% after further export restrictions of advanced computing chips from the U.S. to China led the company not to proceed with a spin-off of its cloud group. The Cigna Group's shares declined by 18.2% after rumours that the company might merge with Humana Inc and that such a deal could be dilutive to earnings.

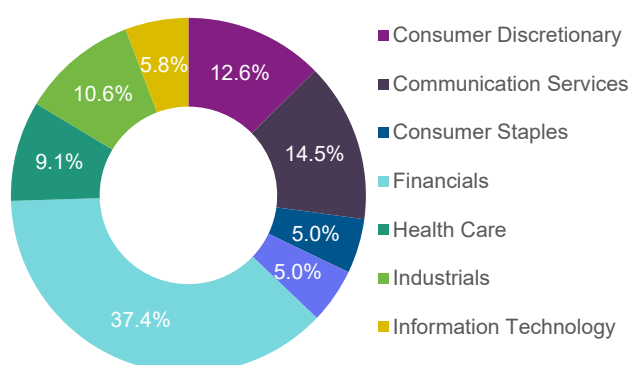
Performance Since Inception²



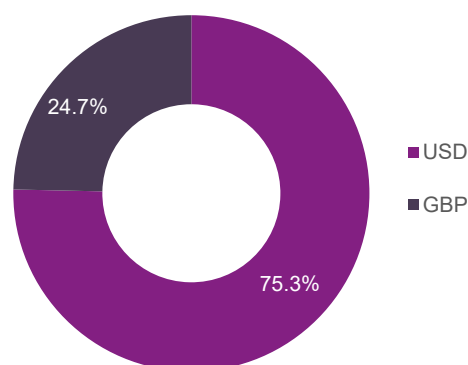
Sample Portfolio Statistics²

	Current Price	Trailing 12 Month P/E	12 Month Forward P/E	Dividend Yield
British American Tobacco plc	2512p	6.5x	6.6x	9.1%
Chubb Ltd	\$229.4	12.8x	11.1x	1.5%
Meta Platforms Inc-Class A	\$327.2	21.4x	18.7x	0.0%
Total Portfolio Average		13.9x	12.9x	1.9%
MSCI World		19.2x	18.5x	2.0%

Sector Allocation



Currency Allocation



Investment Philosophy

Credo's investment philosophy is based on the following tenets:

- We believe that wealth is best created and preserved through patient and disciplined investing, with a focus on the long term
- We follow a value-based approach to investing
- We seek to invest in high quality companies that are attractively priced relative to their future business prospects
- We believe that the market's short-term focus creates opportunities for those willing to concentrate on underlying business performance
- We view risk as permanent losses of capital and not in terms of short-term volatility

Important Notice

This document has been created for information purposes only and has been compiled from sources believed to be reliable. None of Credo, its directors, officers or employees accepts liability for any loss arising from the use hereof or reliance hereon or for any act or omission by any such person, or makes any representations as to its accuracy and completeness. This document does not constitute an offer or solicitation to invest, it is not advice or a personal recommendation nor does it take into account the particular investment objectives, financial situation or needs of individual clients and if you are interested in any of the information contained herein, it is recommended that you seek advice concerning suitability from your investment advisor. Investors are warned that past performance is not necessarily a guide to future performance, income is not guaranteed, share prices may go up or down and you may not get back the original capital invested. The value of your investment may also rise or fall due to changes in tax rates and rates of exchange if different to the currency in which you measure your wealth. Credo Capital Limited is authorised and regulated by the Financial Conduct Authority in the United Kingdom, FRN 192204; is an Authorised Financial Services Provider in South Africa; FSP No: 9757 and is a member of the London Stock Exchange.

(1) Performance figures are based on a notional portfolio, denominated in pound sterling, designed to track the holdings of the Credo Best Ideas Portfolio. Portfolio incorporates all additions and removals, rebalancing all holding to a 5% weighting in the process. Portfolio may not be fully invested at a point in time and therefore can hold a portion of assets in cash, which is assumed to be held in the relevant reporting currency of the portfolio. Portfolio and Benchmark performance is calculated before any fees and includes reinvested dividends net of withholding tax. Inception date: 14/04/2011.

(2) Source: Bloomberg pricing as of 30/11/2023 close. All portfolio performance is calculated using Bloomberg PORT.

Strategy & Objective

The Best Ideas Portfolio is a diversified portfolio (not a fund) of global equities, which we believe to be well positioned to outperform the wider equity market over the longer term. The portfolio has a bias towards developed market, large capitalisation stocks.

Portfolio Performance (USD)^{1,2}

Return (%)	Annualised			1 Year	3 Months	1 Month	YTD
	S. Inception	5 Years	3 Years				
Best Ideas Portfolio	9.2	9.2	9.9	14.8	2.0	6.4	16.0
MSCI World	8.7	10.0	7.0	13.0	1.6	9.4	18.0
Relative	0.5	-0.8	2.8	1.8	0.4	-3.0	-2.0

Risk (%)	Largest Drawdown	Volatility (Annualised)
Best Ideas Portfolio	37.1	15.3
MSCI World	34.0	15.1

Market Commentary

Global financial markets witnessed a largely positive month in November. Notable inflation data showed signs of cooling, further driving the consensus that developed market central banks may have reached the peak of their tightening cycle. With increased investor confidence in equity markets, the DJIA, S&P 500, Euro STOXX 50, and FTSE 100 all experienced positive returns of 9.2%, 9.1%, 8.1% and 2.3%, respectively over the month and measured in their local currencies. In fixed income markets, the yields on US and UK 10-year bonds fell by 60 and 34 basis points, respectively. Despite the ongoing conflict in the Middle East, Brent Crude oil declined by a further -4.2% from the previous month, due to increasing US supply and scepticism over OPEC+ members' voluntary supply cuts. Gold finished the month up by 2.6% as investors continue to flock to safety. The pound rose by 3.9% against the US dollar and by 3.0% against the euro.

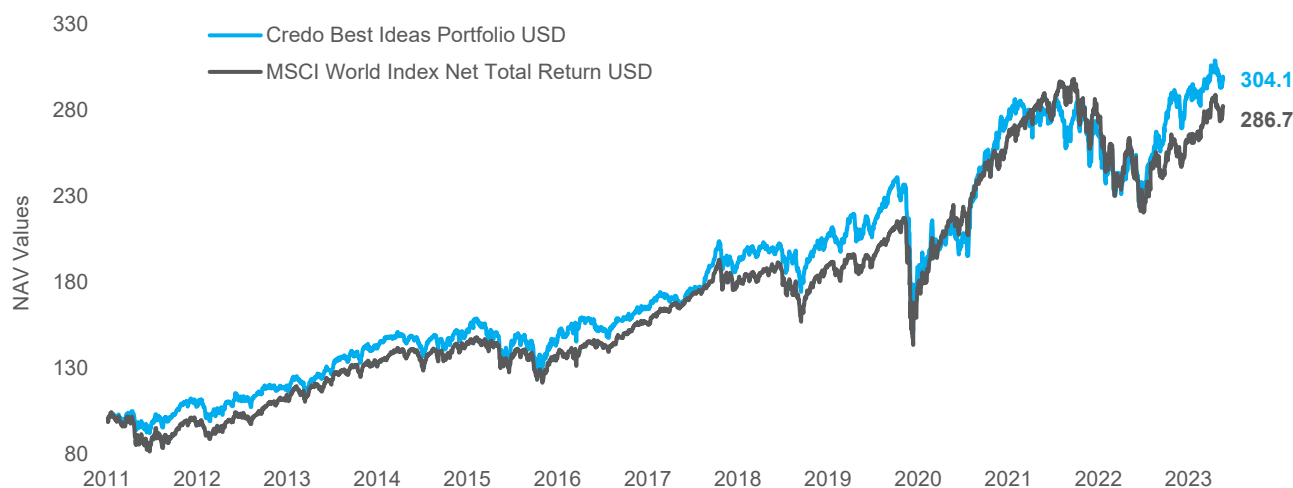
Key Contributors to Return

Ryanair Holdings' shares increased by 29.8% after announcing its first-ever ordinary dividend among higher-than-expected results and expected constraints in industry capacity this winter. Frontdoor Inc's shares increased by 14.2% after reporting better than expected financial results in a challenging real estate market with an increased outlook for revenue, adjusted earnings and share repurchases.

Key Detractors from Return

Alibaba Group Holding's shares declined by 12.7% after further export restrictions of advanced computing chips from the U.S. to China led the company not to proceed with a spin-off of its cloud group. The Cigna Group's shares declined by 18.2% after rumours that the company might merge with Humana Inc and that such a deal could be dilutive to earnings.

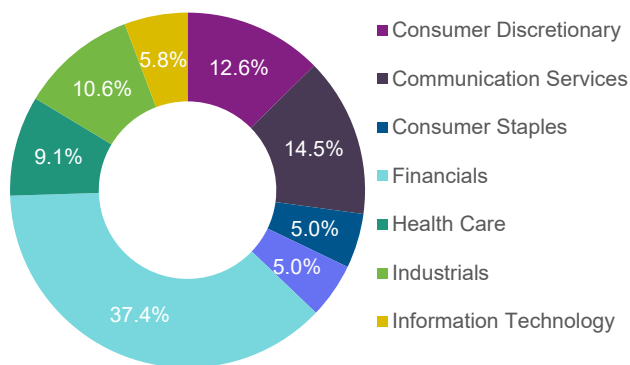
Performance Since Inception²



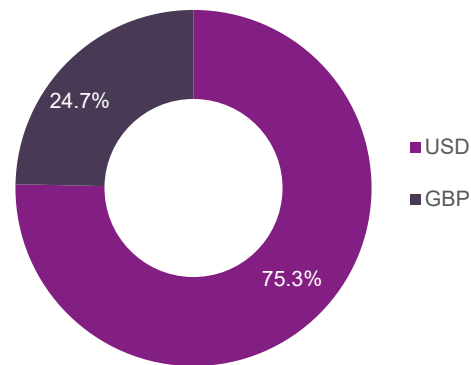
Sample Portfolio Statistics²

	Current Price	Trailing 12 Month P/E	12 Month Forward P/E	Dividend Yield
British American Tobacco plc	2512p	6.5x	6.6x	9.1%
Chubb Ltd	\$229.4	12.8x	11.1x	1.5%
Meta Platforms Inc-Class A	\$327.2	21.4x	18.7x	0.0%
Total Portfolio Average		13.9x	12.9x	1.9%
MSCI World		19.2x	18.5x	2.0%

Sector Allocation



Currency Allocation



Investment Philosophy

Credo's investment philosophy is based on the following tenets:

- We believe that wealth is best created and preserved through patient and disciplined investing, with a focus on the long term
- We follow a value-based approach to investing
- We seek to invest in high quality companies that are attractively priced relative to their future business prospects
- We believe that the market's short-term focus creates opportunities for those willing to concentrate on underlying business performance
- We view risk as permanent losses of capital and not in terms of short-term volatility

Important Notice

This document has been created for information purposes only and has been compiled from sources believed to be reliable. None of Credo, its directors, officers or employees accepts liability for any loss arising from the use hereof or reliance hereon or for any act or omission by any such person, or makes any representations as to its accuracy and completeness. This document does not constitute an offer or solicitation to invest, it is not advice or a personal recommendation nor does it take into account the particular investment objectives, financial situation or needs of individual clients and if you are interested in any of the information contained herein, it is recommended that you seek advice concerning suitability from your investment advisor. Investors are warned that past performance is not necessarily a guide to future performance, income is not guaranteed, share prices may go up or down and you may not get back the original capital invested. The value of your investment may also rise or fall due to changes in tax rates and rates of exchange if different to the currency in which you measure your wealth. Credo Capital Limited is authorised and regulated by the Financial Conduct Authority in the United Kingdom, FRN 192204; is an Authorised Financial Services Provider in South Africa; FSP No: 9757 and is a member of the London Stock Exchange.

(1) Performance figures are based on a notional portfolio, denominated in US dollar, designed to track the holdings of the Credo Best Ideas Portfolio. Portfolio incorporates all additions and removals, rebalancing all holding to a 5% weighting in the process. Portfolio may not be fully invested at a point in time and therefore can hold a portion of assets in cash, which is assumed to be held in the relevant reporting currency of the portfolio. Portfolio and Benchmark performance is calculated before any fees and includes reinvested dividends net of withholding tax. Inception date: 14/04/2011.

(2) Source: Bloomberg pricing as of 30/11/2023 close. All portfolio performance is calculated using Bloomberg PORT.