

STRATEGY & OBJECTIVE

The Best Ideas Portfolio is a diversified portfolio (not a fund) of global equities, which we believe to be well positioned to outperform the wider equity market over the longer term. The portfolio has a bias towards developed market, large capitalisation stocks.

PORTFOLIO PERFORMANCE (GBP)^{1,2}

	Annualised						
Return (%)	S. Inception	5 Years	3 Years	1 Year	3 Months	1 Month	YTD
Best Ideas Portfolio	12.2	15.6	17.0	15.0	-6.8	-3.1	0.5
MSCI World	11.0	12.6	8.9	5.1	-10.7	-2.4	-7.1
Relative	1.2	3.0	8.2	9.9	3.9	-0.7	7.7

Risk (%)	Largest Drawdown		Volatility (Annualised)
Best Ideas Portfolio	30.40		14.8
MSCI World	26.20		15.1

MARKET COMMENTARY

April saw widespread volatility with most major global equity markets finishing the month down. The S&P 500, FTSE 100, and Euro STOXX 50 all finished down by 0.7%, 0.7%, and 1.1% respectively and measured in their local currencies. In contrast, the NASDAQ ended the month up by 0.9%. Markets were rattled by a surge of uncertainty after US President Trump unveiled his "Liberation Day" policies, with the market's volatility gauge, the VIX, climbing to levels last seen during the pandemic. However, equities staged a partial recovery when Trump later announced a temporary 90-day halt on reciprocal trade tariffs for countries that had not retaliated. In fixed income, UK and US 10-year bond yields fell by 23 and 4 basis points respectively, both showing heightened volatility during the month. Both central banks remain on course for multiple rate cuts before the end of the year. Commodities saw mixed returns. Gold once again benefitted from the uncertainty reaching a new all-time high and finished the month up by 5.7%. Brent Crude oil ended the month down by 17.2%, its lowest level in four years, on the back of sharp escalation in trade tensions and the prospect of increased supply from OPEC+ countries. The pound appreciated by 3.2% against the US dollar, which came largely by virtue of a weaker US dollar rather than a stronger pound, evidenced by the devaluation of the pound by 1.5% against the euro.

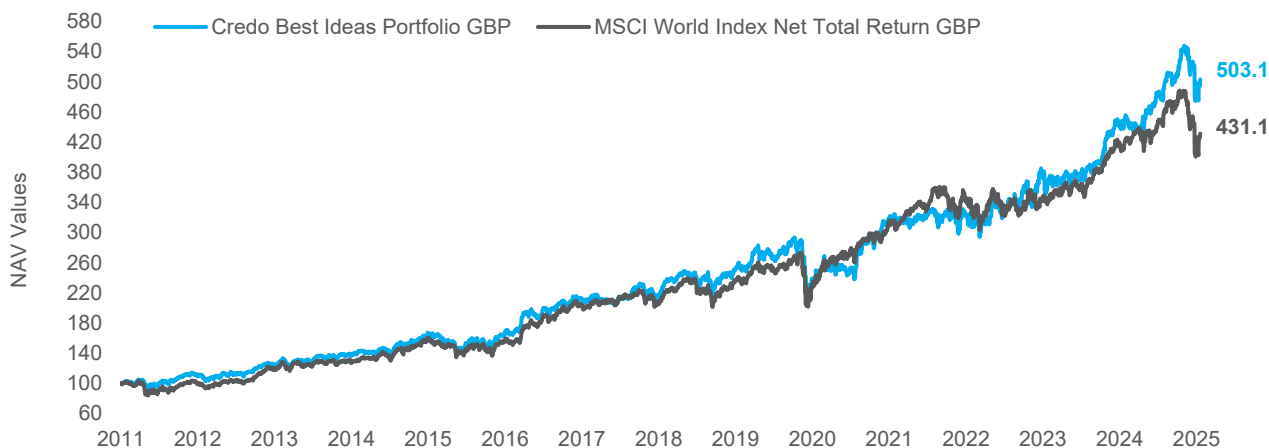
Key Contributors to Return

Admiral Group plc's shares increased by 14.3% after a rotation into defensive shares on heightened macroeconomic uncertainty and after the company announced the sale of its US motor business. Ryanair Holdings plc's shares increased by 9.2% after sentiment towards European shares improved and news that the company had taken advantage of lower oil prices by extending its fuel hedges.

Key Detractors from Return

Shell plc's shares declined by 13.6% after oil prices dropped sharply as tariffs announcements led to lower forecast oil demand while OPEC+ decided to increase oil supply faster than anticipated. Alibaba Group Holding's shares declined by 12.7% after shares with exposure to Chinese equity markets declined on rising trade tensions between the US and China.

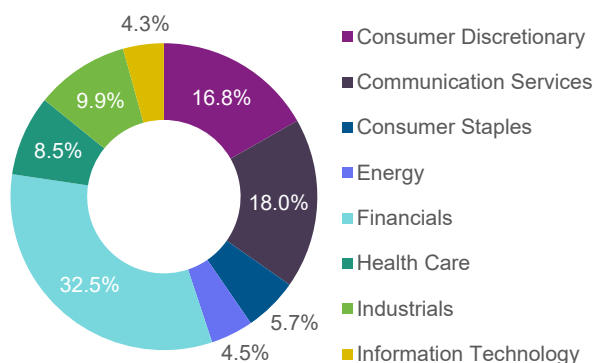
PERFORMANCE SINCE INCEPTION²



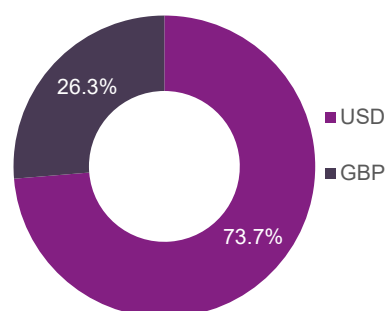
SAMPLE PORTFOLIO STATISTICS²

	Current Price	Trailing 12 Month P/E	12 Month Forward P/E	Dividend Yield
British American Tobacco nlc	3248p	24.0x	8.9x	7.3%
Chubb Ltd	\$286.1	13.7x	11.9x	1.3%
Meta Platforms Inc-Class A	\$549.0	21.3x	21.2x	0.4%
Total Portfolio Average		19.2x	15.3x	1.7%
MSCI World		21.3x	19.1x	1.9%

SECTOR ALLOCATION (%)



CURRENCY ALLOCATION (%)



INVESTMENT PHILOSOPHY

Credo's investment philosophy is based on the following tenets:

- We believe that wealth is best created and preserved through patient and disciplined investing, with a focus on the long term
- We follow a value-based approach to investing
- We seek to invest in high quality companies that are attractively priced relative to their future business prospects
- We believe that the market's short-term focus creates opportunities for those willing to concentrate on underlying business performance
- We view risk as permanent losses of capital and not in terms of short-term volatility

IMPORTANT NOTICE

This document has been created for information purposes only and has been compiled from sources believed to be reliable. None of Credo, its directors, officers or employees accepts liability for any loss arising from the use hereof or reliance hereon or for any act or omission by any such person, or makes any representations as to its accuracy and completeness. This document does not constitute an offer or solicitation to invest, it is not advice or a personal recommendation nor does it take into account the particular investment objectives, financial situation or needs of individual clients and if you are interested in any of the information contained herein, it is recommended that you seek advice concerning suitability from your investment advisor. Investors are warned that past performance is not necessarily a guide to future performance, income is not guaranteed, share prices may go up or down and you may not get back the original capital invested. The value of your investment may also rise or fall due to changes in tax rates and rates of exchange if different to the currency in which you measure your wealth. Credo Capital Limited is authorised and regulated by the Financial Conduct Authority in the United Kingdom, FRN 192204; is an Authorised Financial Services Provider in South Africa; FSP No: 9757 and is a member of the London Stock Exchange.

(1) Performance figures are based on a notional portfolio, denominated in pound sterling, designed to track the holdings of the Credo Best Ideas Portfolio. Portfolio incorporates all additions and removals, rebalancing all holding to a 5 weighting in the process. Portfolio may not be fully invested at a point in time and therefore can hold a portion of assets in cash, which is assumed to be held in the relevant reporting currency of the portfolio. Portfolio performance is calculated before any fees and includes reinvested dividends net of withholding tax. Inception date: 13/04/2011.

(2) Source: Bloomberg pricing as of 30/04/2025 close. All portfolio performance is calculated using Bloomberg PORT.

STRATEGY & OBJECTIVE

The Best Ideas Portfolio is a diversified portfolio (not a fund) of global equities, which we believe to be well positioned to outperform the wider equity market over the longer term. The portfolio has a bias towards developed market, large capitalisation stocks.

PORTFOLIO PERFORMANCE (USD)^{1,2}

	Annualised						
Return (%)	S. Inception	5 Years	3 Years	1 Year	3 Months	1 Month	YTD
Best Ideas Portfolio	10.8	16.8	19.2	22.7	-0.1	0.2	7.2
MSCI World	9.4	13.9	11.1	12.2	-4.3	0.9	-0.9
Relative	1.4	2.9	8.2	10.5	4.2	-0.7	8.2

Risk (%)	Largest Drawdown		Volatility (Annualised)
Best Ideas Portfolio	37.1		15.3
MSCI World	34.0		15.1

MARKET COMMENTARY

April saw widespread volatility with most major global equity markets finishing the month down. The S&P 500, FTSE 100, and Euro STOXX 50 all finished down by 0.7%, 0.7%, and 1.1% respectively and measured in their local currencies. In contrast, the NASDAQ ended the month up by 0.9%. Markets were rattled by a surge of uncertainty after US President Trump unveiled his “Liberation Day” policies, with the market’s volatility gauge, the VIX, climbing to levels last seen during the pandemic. However, equities staged a partial recovery when Trump later announced a temporary 90-day halt on reciprocal trade tariffs for countries that had not retaliated. In fixed income, UK and US 10-year bond yields fell by 23 and 4 basis points respectively, both showing heightened volatility during the month. Both central banks remain on course for multiple rate cuts before the end of the year. Commodities saw mixed returns. Gold once again benefitted from the uncertainty reaching a new all-time high and finished the month up by 5.7%. Brent Crude oil ended the month down by 17.2%, its lowest level in four years, on the back of sharp escalation in trade tensions and the prospect of increased supply from OPEC+ countries. The pound appreciated by 3.2% against the US dollar, which came largely by virtue of a weaker US dollar rather than a stronger pound, evidenced by the devaluation of the pound by 1.5% against the euro.

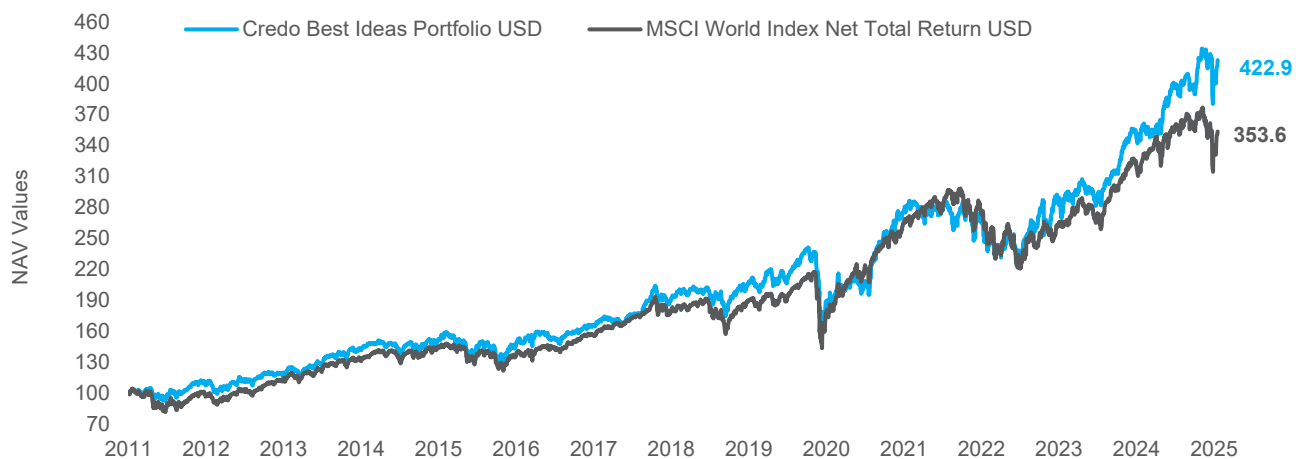
Key Contributors to Return

Admiral Group plc’s shares increased by 14.3% after a rotation into defensive shares on heightened macroeconomic uncertainty and after the company announced the sale of its US motor business. Ryanair Holdings plc’s shares increased by 9.2% after sentiment towards European shares improved and news that the company had taken advantage of lower oil prices by extending its fuel hedges.

Key Detractors from Return

Shell plc’s shares declined by 13.6% after oil prices dropped sharply as tariffs announcements led to lower forecast oil demand while OPEC+ decided to increase oil supply faster than anticipated. Alibaba Group Holding’s shares declined by 12.7% after shares with exposure to Chinese equity markets declined on rising trade tensions between the US and China.

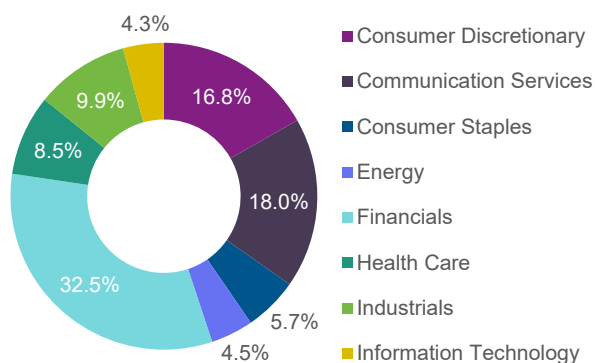
PERFORMANCE SINCE INCEPTION²



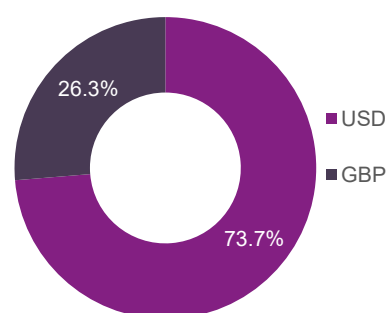
SAMPLE PORTFOLIO STATISTICS²

	Current Price	Trailing 12 Month P/E	12 Month Forward P/E	Dividend Yield
British American Tobacco plc	3248p	24.0x	8.9x	7.3%
Chubb Ltd	\$286.1	13.7x	11.9x	1.3%
Meta Platforms Inc-Class A	\$549.0	21.3x	21.2x	0.4%
Total Portfolio Average		19.2x	15.3x	1.7%
MSCI World		21.3x	19.1x	1.9%

SECTOR ALLOCATION (%)



CURRENCY ALLOCATION (%)



INVESTMENT PHILOSOPHY

Credo's investment philosophy is based on the following tenets:

- We believe that wealth is best created and preserved through patient and disciplined investing, with a focus on the long term
- We follow a value-based approach to investing
- We seek to invest in high quality companies that are attractively priced relative to their future business prospects
- We believe that the market's short-term focus creates opportunities for those willing to concentrate on underlying business performance
- We view risk as permanent losses of capital and not in terms of short-term volatility

IMPORTANT NOTICE

This document has been created for information purposes only and has been compiled from sources believed to be reliable. None of Credo, its directors, officers or employees accepts liability for any loss arising from the use hereof or reliance hereon or for any act or omission by any such person, or makes any representations as to its accuracy and completeness. This document does not constitute an offer or solicitation to invest, it is not advice or a personal recommendation nor does it take into account the particular investment objectives, financial situation or needs of individual clients and if you are interested in any of the information contained herein, it is recommended that you seek advice concerning suitability from your investment advisor. Investors are warned that past performance is not necessarily a guide to future performance, income is not guaranteed, share prices may go up or down and you may not get back the original capital invested. The value of your investment may also rise or fall due to changes in tax rates and rates of exchange if different to the currency in which you measure your wealth. Credo Capital Limited is authorised and regulated by the Financial Conduct Authority in the United Kingdom, FRN 192204; is an Authorised Financial Services Provider in South Africa; FSP No: 9757 and is a member of the London Stock Exchange.

(1) Performance figures are based on a notional portfolio, denominated in US dollar, designed to track the holdings of the Credo Best Ideas Portfolio. Portfolio incorporates all additions and removals, rebalancing all holding to a 5 weighting in the process. Portfolio may not be fully invested at a point in time and therefore can hold a portion of assets in cash, which is assumed to be held in the relevant reporting currency of the portfolio. Portfolio performance is calculated before any fees and includes reinvested dividends net of withholding tax. Inception date: 13/04/2011.

(2) Source: Bloomberg pricing as of 30/04/2025 close. All portfolio performance is calculated using Bloomberg PORT.