

STRATEGY & OBJECTIVE

The Best Ideas Portfolio is a diversified portfolio (not a fund) of global equities, which we believe to be well positioned to outperform the wider equity market over the longer term. The portfolio has a bias towards developed market, large capitalisation stocks.

PORTFOLIO PERFORMANCE (GBP)<sup>1,2</sup>

	Annualised						
Return (%)	S. Inception	5 Years	3 Years	1 Year	3 Months	1 Month	YTD
Best Ideas Portfolio	12.6	16.4	18.5	20.6	-1.8	6.3	6.9
MSCI World	11.3	12.2	10.8	7.5	-4.5	5.0	-2.5
Relative	1.3	4.2	7.7	13.1	2.7	1.3	9.4

Risk (%)	Largest Drawdown		Volatility (Annualised)
Best Ideas Portfolio	30.40		14.8
MSCI World	26.20		15.1

MARKET COMMENTARY

May saw strong returns across global equity markets. In the US, equity markets rallied following the 90-day suspension of reciprocal tariffs between the US and China. The S&P 500, NASDAQ, and FTSE 100 all rose 6.3%, 9.6%, and 3.8% respectively, and measured in their local currencies. Earlier gains in the month were tapered following US President Trump’s announcement that 50% tariffs would be applied on EU imports, which briefly reversed the market momentum. However, the subsequent reversal of the policy restored confidence, evidenced by the Euro STOXX 50 ending the month up by 5.4%, measured in its local currency. In fixed income, UK and US 10-year bond yields rose by 21 and 24 basis points, respectively, reflecting the elevated long-term risk premiums amid ongoing fiscal and inflationary uncertainty. Gold declined by 0.6%, while Brent Crude oil rose by 3.3% owing to both increased demand and disruptions to supply. As currency markets continued to digest the uncertainty surrounding tariffs, the pound extended its rally against the US dollar, appreciating by 0.8%. Further, the pound managed to claw back some of the prior month’s losses against the euro, appreciating by 0.9%.

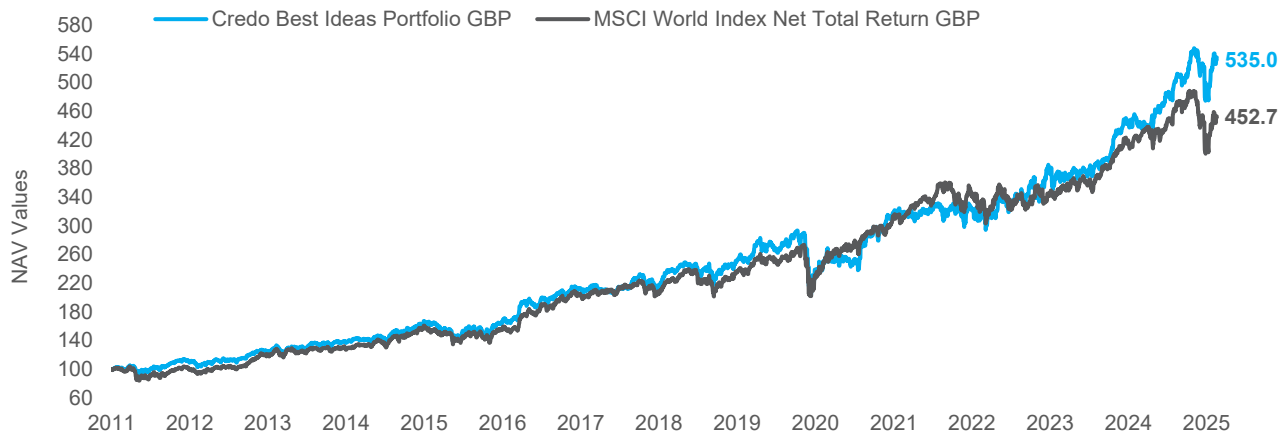
Key Contributors to Return

The Walt Disney Company’s shares increased by 23.2% after quarterly earnings beat consensus expectations and an unexpected announcement of a new partnership planning to bring a theme park to Abu Dhabi. Interactive Brokers Group’s shares increased by 21.2% after monthly account growth accelerated and customer cash balances trended ahead of consensus estimates for this quarter.

Key Detractors from Return

The Cigna Group’s shares declined by 7.7% after the US President’s new executive order intended to lower prescription drug prices increased the regulatory risk of the company’s role as a drug price negotiator getting diminished. Alibaba Group Holding’s shares declined by 5.5% after reporting slightly lower than expected earnings and news of Nvidia condemning US export controls of AI chips to China.

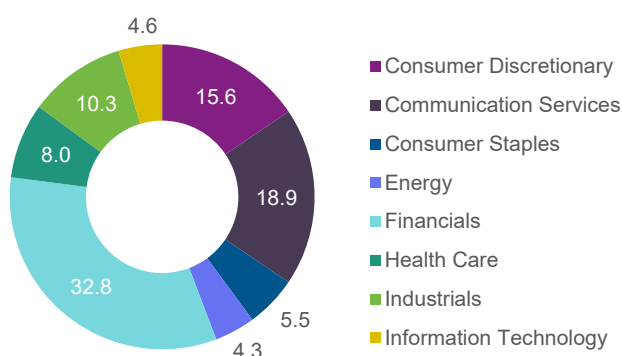
PERFORMANCE SINCE INCEPTION<sup>2</sup>



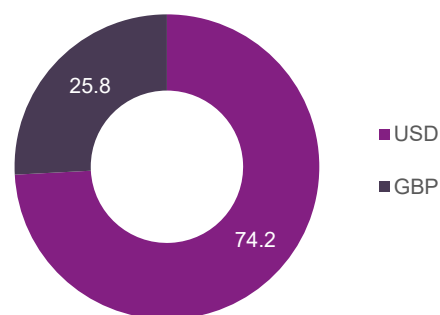
## SAMPLE PORTFOLIO STATISTICS<sup>2</sup>

	Current Price	Trailing 12 Month P/E	12 Month Forward P/E	Dividend Yield
British American Tobacco plc	3334p	24.6x	9.2x	7.1%
Chubb Ltd	\$297.2	14.3x	12.4x	1.2%
Meta Platforms Inc-Class A	\$647.5	25.2x	24.3x	0.3%
<b>Total Portfolio Average</b>		<b>20.4x</b>	<b>16.3x</b>	<b>1.6%</b>
<b>MSCI World</b>		<b>22.3x</b>	<b>20.4x</b>	<b>1.8%</b>

## SECTOR ALLOCATION (%)



## CURRENCY ALLOCATION (%)



## INVESTMENT PHILOSOPHY

Credo's investment philosophy is based on the following tenets:

- We believe that wealth is best created and preserved through patient and disciplined investing, with a focus on the long term
- We follow a value-based approach to investing
- We seek to invest in high quality companies that are attractively priced relative to their future business prospects
- We believe that the market's short-term focus creates opportunities for those willing to concentrate on underlying business performance
- We view risk as permanent losses of capital and not in terms of short-term volatility

## IMPORTANT NOTICE

This document has been created for information purposes only and has been compiled from sources believed to be reliable. None of Credo, its directors, officers or employees accepts liability for any loss arising from the use hereof or reliance hereon or for any act or omission by any such person, or makes any representations as to its accuracy and completeness. This document does not constitute an offer or solicitation to invest, it is not advice or a personal recommendation nor does it take into account the particular investment objectives, financial situation or needs of individual clients and if you are interested in any of the information contained herein, it is recommended that you seek advice concerning suitability from your investment advisor. Investors are warned that past performance is not necessarily a guide to future performance, income is not guaranteed, share prices may go up or down and you may not get back the original capital invested. The value of your investment may also rise or fall due to changes in tax rates and rates of exchange if different to the currency in which you measure your wealth. Credo Capital Limited is authorised and regulated by the Financial Conduct Authority in the United Kingdom, FRN 192204; is an Authorised Financial Services Provider in South Africa; FSP No: 9757 and is a member of the London Stock Exchange.

(1) Performance figures are based on a notional portfolio, denominated in pound sterling, designed to track the holdings of the Credo Best Ideas Portfolio. Portfolio incorporates all additions and removals, rebalancing all holding to a 5 weighting in the process. Portfolio may not be fully invested at a point in time and therefore can hold a portion of assets in cash, which is assumed to be held in the relevant reporting currency of the portfolio. Portfolio performance is calculated before any fees and includes reinvested dividends net of withholding tax. Inception date: 13/04/2011.

(2) Source: Bloomberg pricing as of 30/05/2025 close. All portfolio performance is calculated using Bloomberg PORT.

STRATEGY & OBJECTIVE

The Best Ideas Portfolio is a diversified portfolio (not a fund) of global equities, which we believe to be well positioned to outperform the wider equity market over the longer term. The portfolio has a bias towards developed market, large capitalisation stocks.

PORTFOLIO PERFORMANCE (USD)<sup>1,2</sup>

	Annualised						
Return (%)	S. Inception	5 Years	3 Years	1 Year	3 Months	1 Month	YTD
Best Ideas Portfolio	11.3	18.3	21.0	27.6	5.0	7.2	15.0
MSCI World	9.8	14.2	13.2	13.7	2.1	5.9	4.9
Relative	1.5	4.1	7.8	13.9	2.9	1.3	10.1

Risk (%)	Largest Drawdown		Volatility (Annualised)
Best Ideas Portfolio	37.1		15.3
MSCI World	34.0		15.1

MARKET COMMENTARY

May saw strong returns across global equity markets. In the US, equity markets rallied following the 90-day suspension of reciprocal tariffs between the US and China. The S&P 500, NASDAQ, and FTSE 100 all rose 6.3%, 9.6%, and 3.8% respectively, and measured in their local currencies. Earlier gains in the month were tapered following US President Trump’s announcement that 50% tariffs would be applied on EU imports, which briefly reversed the market momentum. However, the subsequent reversal of the policy restored confidence, evidenced by the Euro STOXX 50 ending the month up by 5.4%, measured in its local currency. In fixed income, UK and US 10-year bond yields rose by 21 and 24 basis points, respectively, reflecting the elevated long-term risk premiums amid ongoing fiscal and inflationary uncertainty. Gold declined by 0.6%, while Brent Crude oil rose by 3.3% owing to both increased demand and disruptions to supply. As currency markets continued to digest the uncertainty surrounding tariffs, the pound extended its rally against the US dollar, appreciating by 0.8%. Further, the pound managed to claw back some of the prior month’s losses against the euro, appreciating by 0.9%.

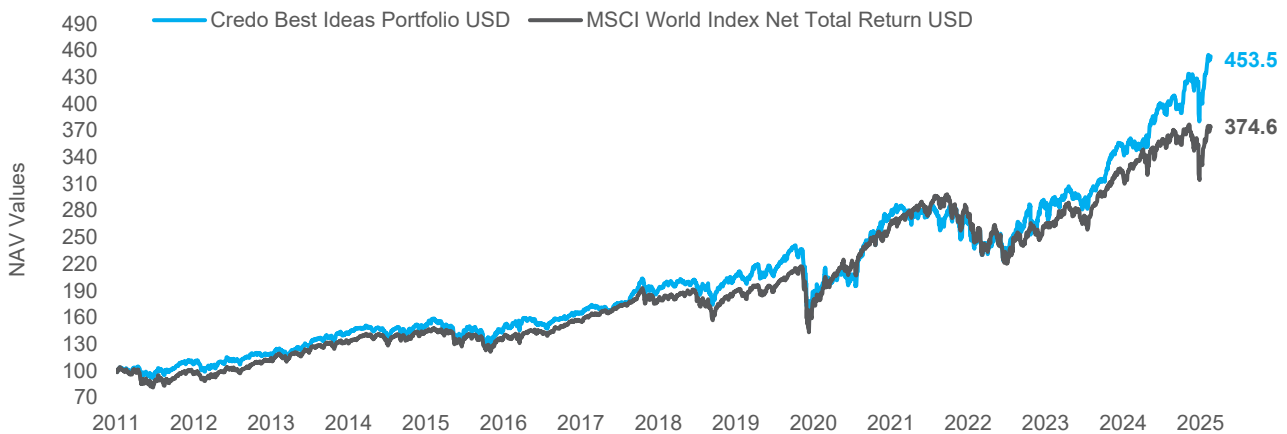
Key Contributors to Return

The Walt Disney Company’s shares increased by 23.2% after quarterly earnings beat consensus expectations and an unexpected announcement of a new partnership planning to bring a theme park to Abu Dhabi. Interactive Brokers Group’s shares increased by 21.2% after monthly account growth accelerated and customer cash balances trended ahead of consensus estimates for this quarter.

Key Detractors from Return

The Cigna Group’s shares declined by 7.7% after the US President’s new executive order intended to lower prescription drug prices increased the regulatory risk of the company’s role as a drug price negotiator getting diminished. Alibaba Group Holding’s shares declined by 5.5% after reporting slightly lower than expected earnings and news of Nvidia condemning US export controls of AI chips to China.

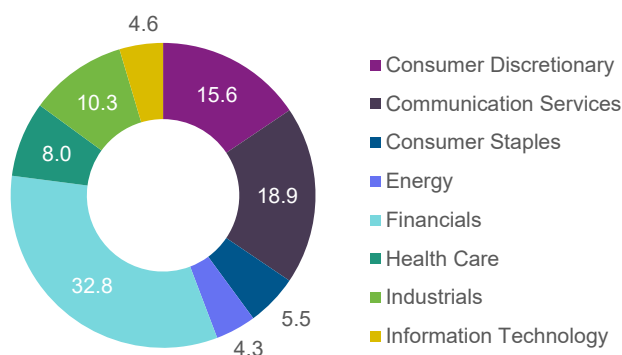
PERFORMANCE SINCE INCEPTION<sup>2</sup>



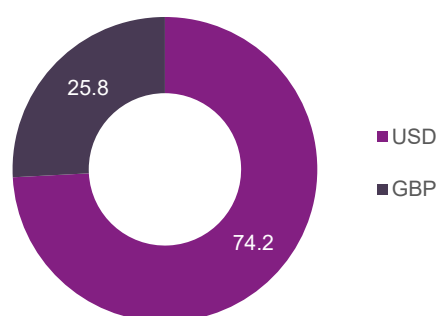
SAMPLE PORTFOLIO STATISTICS<sup>2</sup>

	Current Price	Trailing 12 Month P/E	12 Month Forward P/E	Dividend Yield
British American Tobacco plc	3334p	24.6x	9.2x	7.1%
Chubb Ltd	\$297.2	14.3x	12.4x	1.2%
Meta Platforms Inc-Class A	\$647.5	25.2x	24.3x	0.3%
<b>Total Portfolio Average</b>		<b>20.4x</b>	<b>16.3x</b>	<b>1.6%</b>
<b>MSCI World</b>		<b>22.3x</b>	<b>20.4x</b>	<b>1.8%</b>

## SECTOR ALLOCATION (%)



## CURRENCY ALLOCATION (%)



## INVESTMENT PHILOSOPHY

Credo's investment philosophy is based on the following tenets:

- We believe that wealth is best created and preserved through patient and disciplined investing, with a focus on the long term
- We follow a value-based approach to investing
- We seek to invest in high quality companies that are attractively priced relative to their future business prospects
- We believe that the market's short-term focus creates opportunities for those willing to concentrate on underlying business performance
- We view risk as permanent losses of capital and not in terms of short-term volatility

## IMPORTANT NOTICE

This document has been created for information purposes only and has been compiled from sources believed to be reliable. None of Credo, its directors, officers or employees accepts liability for any loss arising from the use hereof or reliance hereon or for any act or omission by any such person, or makes any representations as to its accuracy and completeness. This document does not constitute an offer or solicitation to invest, it is not advice or a personal recommendation nor does it take into account the particular investment objectives, financial situation or needs of individual clients and if you are interested in any of the information contained herein, it is recommended that you seek advice concerning suitability from your investment advisor. Investors are warned that past performance is not necessarily a guide to future performance, income is not guaranteed, share prices may go up or down and you may not get back the original capital invested. The value of your investment may also rise or fall due to changes in tax rates and rates of exchange if different to the currency in which you measure your wealth. Credo Capital Limited is authorised and regulated by the Financial Conduct Authority in the United Kingdom, FRN 192204; is an Authorised Financial Services Provider in South Africa; FSP No: 9757 and is a member of the London Stock Exchange.

(1) Performance figures are based on a notional portfolio, denominated in US dollar, designed to track the holdings of the Credo Best Ideas Portfolio. Portfolio incorporates all additions and removals, rebalancing all holding to a 5 weighting in the process. Portfolio may not be fully invested at a point in time and therefore can hold a portion of assets in cash, which is assumed to be held in the relevant reporting currency of the portfolio. Portfolio performance is calculated before any fees and includes reinvested dividends net of withholding tax. Inception date: 13/04/2011.

(2) Source: Bloomberg pricing as of 30/05/2025 close. All portfolio performance is calculated using Bloomberg PORT.