

STRATEGY & OBJECTIVE

The Best Ideas Portfolio is a diversified portfolio (not a fund) of global equities, which we believe to be well positioned to outperform the wider equity market over the longer term. The portfolio has a bias towards developed market, large capitalisation stocks.

PORTFOLIO PERFORMANCE (GBP)^{1,2}

	Annualised						
Return (%)	S. Inception	5 Years	3 Years	1 Year	3 Months	1 Month	YTD
Best Ideas Portfolio	13.1	18.5	21.0	26.5	10.5	1.2	18.1
MSCI World	11.7	12.7	12.7	12.3	8.0	0.4	5.4
Relative	1.5	5.8	8.3	14.2	2.5	0.7	12.7

Risk (%)	Largest Drawdown		Volatility (Annualised)
Best Ideas Portfolio	30.4		14.6
MSCI World	26.2		14.8

MARKET COMMENTARY

Global markets delivered mixed but resilient returns in August, with sentiment shaped by clearer policy signals from central banks worldwide, and moderating inflation expectations in the US. In the US, equities continued to trend higher, with the S&P 500 and NASDAQ gaining 2.0% and 1.7% respectively, supported by a strong earnings season. By comparison, European markets lagged with the FTSE 100 and Euro STOXX 50 achieving gains of 1.2% and 0.6% respectively, highlighting the gap between US resilience and Europe’s limited exposure to high-growth technology shares. In fixed income, the yield on the US 10-year bond declined by 15%, reflecting heightened expectations for rate cuts in September and increased political pressure on the Federal Reserve Bank. In contrast, the UK 10-year bond yield rose by 15%, as July’s inflation numbers came in higher than expected. The Bank of England delivered a 25 basis points rate cut in August, but its hawkish tone reduced expectations of further rate cuts this year. Commodity markets delivered mixed returns over the month, with Brent crude oil decreasing by 4.4% on lower demand expectations and gold gaining 5.4% buoyed by a weaker dollar and expectations of Fed rate cuts which enhanced its appeal to investors. Currency markets saw a notable shift, with both sterling and the euro strengthening against the US dollar by 2.2% and 2.4%.

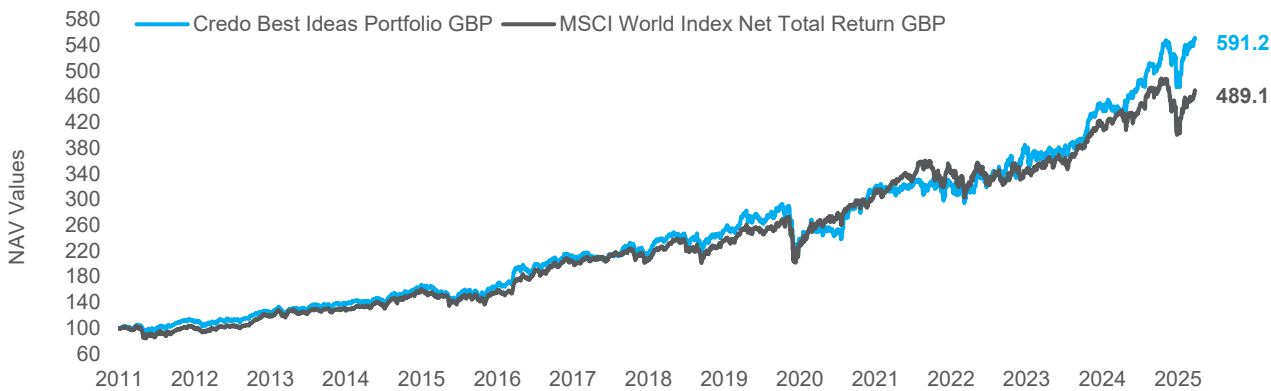
Key Contributors to Return

HCA Healthcare Inc’s shares increased by 11.7% after the company raised its fiscal year guidance and reported strong financial results that beat consensus expectations. Cigna Group’s shares increased by 10.2% after sentiment improved following strong quarterly results with more moderate medical cost inflation than was expected and a reaffirmed full year outlook.

Key Detractors from Return

Interactive Brokers Group’s shares declined by 7.0% after the US Treasury Secretary suggested interest rates should be substantially lower, which would drive lower future net interest margins and earnings. Microsoft Corp’s shares declined by 6.9% after a sector rotation away from large technology shares despite the company’s better than expected earnings report at the end of last month.

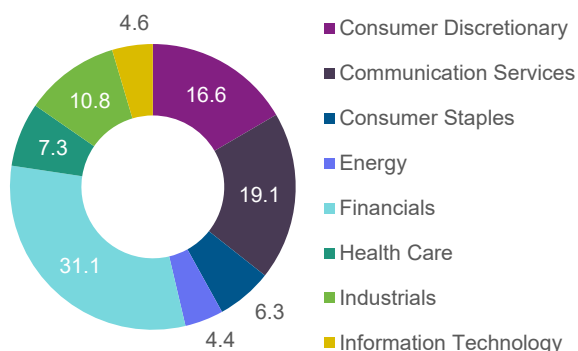
PERFORMANCE SINCE INCEPTION²



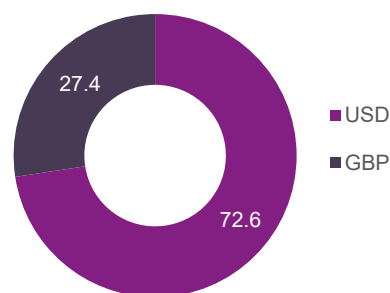
SAMPLE PORTFOLIO STATISTICS²

	Current Price	Trailing 12 Month P/E	12 Month Forward P/E	Dividend Yield
British American Tobacco plc	4185p	30.1x	12.0x	5.7%
Chubb Ltd	\$275.1	12.8x	11.2x	1.3%
Meta Platforms Inc-Class A	\$738.7	26.7x	21.0x	0.3%
Total Portfolio Average		21.4x	16.5x	1.6%
MSCI World		23.3x	21.7x	1.7%

SECTOR ALLOCATION (%)



CURRENCY ALLOCATION (%)



INVESTMENT PHILOSOPHY

Credo's investment philosophy is based on the following tenets:

- We believe that wealth is best created and preserved through patient and disciplined investing, with a focus on the long term
- We follow a value-based approach to investing
- We seek to invest in high quality companies that are attractively priced relative to their future business prospects
- We believe that the market's short-term focus creates opportunities for those willing to concentrate on underlying business performance
- We view risk as permanent losses of capital and not in terms of short-term volatility

IMPORTANT NOTICE

This document has been created for information purposes only and has been compiled from sources believed to be reliable. None of Credo, its directors, officers or employees accepts liability for any loss arising from the use hereof or reliance hereon or for any act or omission by any such person, or makes any representations as to its accuracy and completeness. This document does not constitute an offer or solicitation to invest, it is not advice or a personal recommendation nor does it take into account the particular investment objectives, financial situation or needs of individual clients and if you are interested in any of the information contained herein, it is recommended that you seek advice concerning suitability from your investment advisor. Investors are warned that past performance is not necessarily a guide to future performance, income is not guaranteed, share prices may go up or down and you may not get back the original capital invested. The value of your investment may also rise or fall due to changes in tax rates and rates of exchange if different to the currency in which you measure your wealth. Credo Capital Limited is authorised and regulated by the Financial Conduct Authority in the United Kingdom, FRN 192204; is an Authorised Financial Services Provider in South Africa; FSP No: 9757 and is a member of the London Stock Exchange.

(1) Performance figures are based on a notional portfolio, denominated in pound sterling, designed to track the holdings of the Credo Best Ideas Portfolio. Portfolio incorporates all additions and removals, rebalancing all holding to a 5 weighting in the process. Portfolio may not be fully invested at a point in time and therefore can hold a portion of assets in cash, which is assumed to be held in the relevant reporting currency of the portfolio. Portfolio performance is calculated before any fees and includes reinvested dividends net of withholding tax. Inception date: 13/04/2011.

(2) Source: Bloomberg pricing as of 29/08/2025 close. All portfolio performance is calculated using Bloomberg PORT.

STRATEGY & OBJECTIVE

The Best Ideas Portfolio is a diversified portfolio (not a fund) of global equities, which we believe to be well positioned to outperform the wider equity market over the longer term. The portfolio has a bias towards developed market, large capitalisation stocks.

PORTFOLIO PERFORMANCE (USD)^{1,2}

	Annualised						
Return (%)	S. Inception	5 Years	3 Years	1 Year	3 Months	1 Month	YTD
Best Ideas Portfolio	11.9	18.7	27.1	30.2	10.9	3.4	27.5
MSCI World	10.2	12.9	18.5	15.7	8.4	2.6	13.8
Relative	1.6	5.8	8.6	14.6	2.5	0.7	13.8

Risk (%)	Largest Drawdown		Volatility (Annualised)
Best Ideas Portfolio	37.1		15.3
MSCI World	34.0		15.2

MARKET COMMENTARY

Global markets delivered mixed but resilient returns in August, with sentiment shaped by clearer policy signals from central banks worldwide, and moderating inflation expectations in the US. In the US, equities continued to trend higher, with the S&P 500 and NASDAQ gaining 2.0% and 1.7% respectively, supported by a strong earnings season. By comparison, European markets lagged with the FTSE 100 and Euro STOXX 50 achieving gains of 1.2% and 0.6% respectively, highlighting the gap between US resilience and Europe's limited exposure to high-growth technology shares. In fixed income, the yield on the US 10-year bond declined by 15%, reflecting heightened expectations for rate cuts in September and increased political pressure on the Federal Reserve Bank. In contrast, the UK 10-year bond yield rose by 15%, as July's inflation numbers came in higher than expected. The Bank of England delivered a 25 basis points rate cut in August, but its hawkish tone reduced expectations of further rate cuts this year. Commodity markets delivered mixed returns over the month, with Brent crude oil decreasing by 4.4% on lower demand expectations and gold gaining 5.4% buoyed by a weaker dollar and expectations of Fed rate cuts which enhanced its appeal to investors. Currency markets saw a notable shift, with both sterling and the euro strengthening against the US dollar by 2.2% and 2.4%.

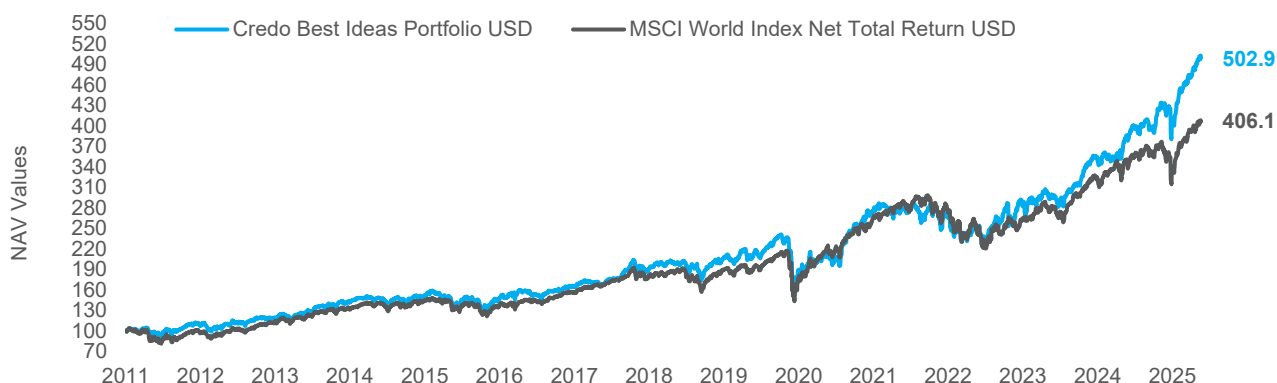
Key Contributors to Return

HCA Healthcare Inc's shares increased by 11.7% after the company raised its fiscal year guidance and reported strong financial results that beat consensus expectations. Cigna Group's shares increased by 10.2% after sentiment improved following strong quarterly results with more moderate medical cost inflation than was expected and a reaffirmed full year outlook.

Key Detractors from Return

Interactive Brokers Group's shares declined by 7.0% after the US Treasury Secretary suggested interest rates should be substantially lower, which would drive lower future net interest margins and earnings. Microsoft Corp's shares declined by 6.9% after a sector rotation away from large technology shares despite the company's better than expected earnings report at the end of last month.

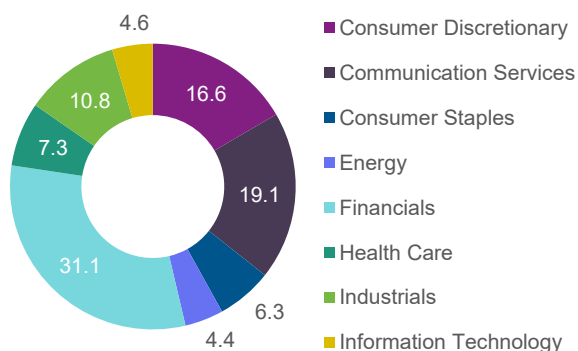
PERFORMANCE SINCE INCEPTION²



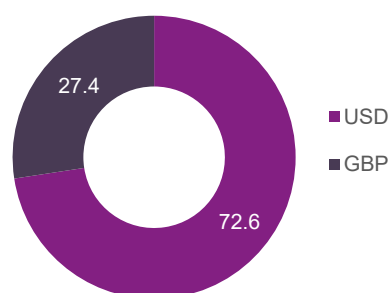
SAMPLE PORTFOLIO STATISTICS²

	Current Price	Trailing 12 Month P/E	12 Month Forward P/E	Dividend Yield
British American Tobacco plc	4185p	30.1x	12.0x	5.7%
Chubb Ltd	\$275.1	12.8x	11.2x	1.3%
Meta Platforms Inc-Class A	\$738.7	26.7x	21.0x	0.3%
Total Portfolio Average		21.4x	16.5x	1.6%
MSCI World		23.3x	21.7x	1.7%

SECTOR ALLOCATION (%)



CURRENCY ALLOCATION (%)



INVESTMENT PHILOSOPHY

Credo's investment philosophy is based on the following tenets:

- We believe that wealth is best created and preserved through patient and disciplined investing, with a focus on the long term
- We follow a value-based approach to investing
- We seek to invest in high quality companies that are attractively priced relative to their future business prospects
- We believe that the market's short-term focus creates opportunities for those willing to concentrate on underlying business performance
- We view risk as permanent losses of capital and not in terms of short-term volatility

IMPORTANT NOTICE

This document has been created for information purposes only and has been compiled from sources believed to be reliable. None of Credo, its directors, officers or employees accepts liability for any loss arising from the use hereof or reliance hereon or for any act or omission by any such person, or makes any representations as to its accuracy and completeness. This document does not constitute an offer or solicitation to invest, it is not advice or a personal recommendation nor does it take into account the particular investment objectives, financial situation or needs of individual clients and if you are interested in any of the information contained herein, it is recommended that you seek advice concerning suitability from your investment advisor. Investors are warned that past performance is not necessarily a guide to future performance, income is not guaranteed, share prices may go up or down and you may not get back the original capital invested. The value of your investment may also rise or fall due to changes in tax rates and rates of exchange if different to the currency in which you measure your wealth. Credo Capital Limited is authorised and regulated by the Financial Conduct Authority in the United Kingdom, FRN 192204; is an Authorised Financial Services Provider in South Africa; FSP No: 9757 and is a member of the London Stock Exchange.

(1) Performance figures are based on a notional portfolio, denominated in US dollar, designed to track the holdings of the Credo Best Ideas Portfolio. Portfolio incorporates all additions and removals, rebalancing all holding to a 5 weighting in the process. Portfolio may not be fully invested at a point in time and therefore can hold a portion of assets in cash, which is assumed to be held in the relevant reporting currency of the portfolio. Portfolio performance is calculated before any fees and includes reinvested dividends net of withholding tax. Inception date: 13/04/2011.

(2) Source: Bloomberg pricing as of 29/08/2025 close. All portfolio performance is calculated using Bloomberg PORT.