

### FUND MANAGERS



**Jarrold Cahn - Lead Manager**

Jarrold joined Credo in 2001 and is a Senior Portfolio Manager and Director with over 20 years of industry experience. He holds a BA (LLB) from the University of the Witwatersrand and is a qualified attorney on the non-practising roll in South Africa.



**Jason Spilkin - Co-Manager**

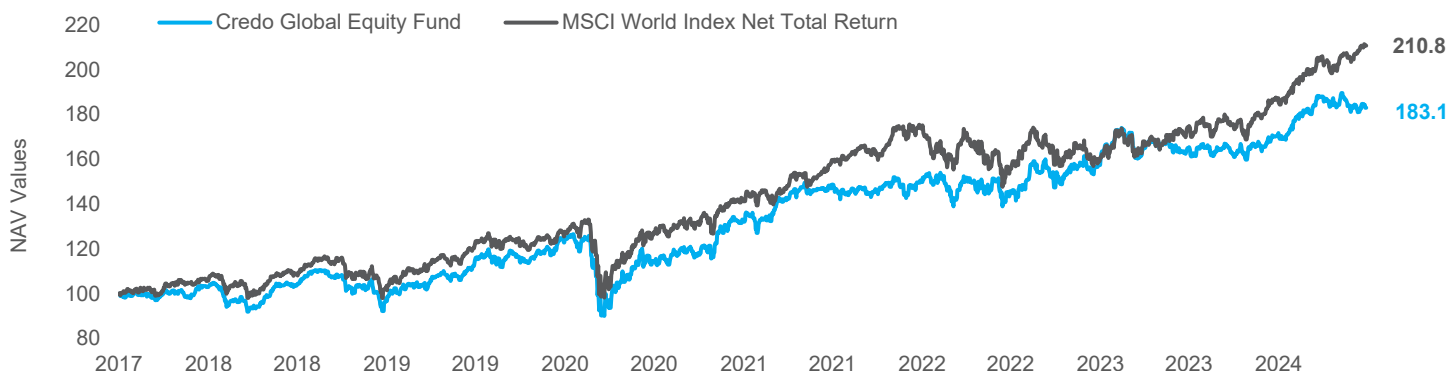
Jason is a CFA charterholder and joined Credo's investment team as an Equity Analyst in 2013. He obtained a Bachelor of Commerce degree from Stellenbosch University and subsequently completed Honours at the University of Cape Town followed by an MSc in Investment Management at the CASS Business School in London.

### FUND DETAILS

|                            |   |
|----------------------------|---|
| <b>Fund Size</b>           | £129.8m   |
| <b>Number of Holdings</b>  | 50  |
| <b>Fund Structure</b>      | Irish Collective Asset-management Vehicle ("ICAV")            |
| <b>Fund Type</b>           | UCITS   |
| <b>Currency</b>            | GBP and USD Share Classes                                     |
| <b>Launch Date</b>         | 03 July 2017  |
| <b>Dealing*</b>            | Daily, 10pm Valuation Point                                   |
| <b>Income Distribution</b> | Accumulating  |
| <b>Management Fee</b>      | Retail share class: 0.75%<br>Institutional share class: 0.40% |
| <b>Investment Manager</b>  | Credo Capital Limited   |
| <b>Fund Administrator</b>  | Société Générale Securities Services (Ireland) Limited        |
| <b>Auditor</b>             | Deloitte  |

(\*) See supplement for details  
[credogroup.com/asset-management/global-equity-fund](http://credogroup.com/asset-management/global-equity-fund)

### PERFORMANCE SINCE INCEPTION



The Index is included for comparison purposes only. The Fund is not managed by reference to any benchmark.

### FUND SNAPSHOT

- Developed market, large capitalisation bias
- Value-based investment approach with emphasis on quality
- Long-term investment view
- No derivatives, gearing or hedging
- Concentrated portfolio of typically 40-60 stocks

### OBJECTIVE AND PHILOSOPHY

The investment objective is to generate sustainable excess returns versus global equity markets through an actively managed portfolio of equities.

The Fund adopts a value-based investment approach founded on the following tenets: we believe wealth is created and preserved by following a patient and disciplined investment strategy, which is focused on the long term; we seek to identify matters of strategic importance rather than fixating on short-term news flow and forecasts; and we seek to minimise turnover and limit transaction costs. We believe this philosophy allows time for the intrinsic value of the Fund holdings to be realised.

### CUMULATIVE PAST PERFORMANCE (%)\*

| Return                | Annualised |      |      |      |      |      |      |
|-----------------------|------------|------|------|------|------|------|------|
|                       | 1M         | 3M   | YTD  | 1Y   | 3Y   | 5Y   | SI   |
| <b>GBP (A) Retail</b> | -0.3       | -2.7 | 7.3  | 10.9 | 7.6  | 10.2 | 9.0  |
| <b>Comparator**</b>   | 2.7        | 2.5  | 12.8 | 20.9 | 10.0 | 11.9 | 11.3 |
| <b>USD (B) Retail</b> | -1.0       | -2.6 | 6.4  | 10.3 | 4.4  | 10.1 | 8.7  |
| <b>Comparator**</b>   | 2.0        | 2.6  | 11.7 | 20.2 | 6.9  | 11.8 | 10.9 |

Source: Bloomberg  
 M = months, YTD = calendar year to date, Y = year, SI = since inception  
 (\*) As at 28/06/2024, see Important Notice  
 (\*\*) MSCI World Index Net Total Return  
 These figures are provided for information purposes only and past performance is not a reliable indicator of future results.

### RECOGNITION



**TOP 10 HOLDINGS (%)**

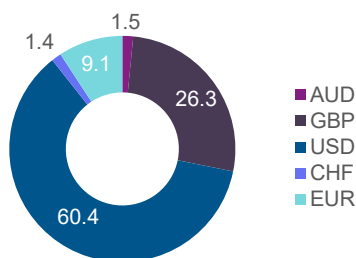
|                           |                        |             |
|---------------------------|------------------------|-------------|
| Progressive Corp          | Financials             | 5.1         |
| HCA Healthcare Inc        | Health Care            | 5.0         |
| Microsoft Corp            | Information Technology | 4.6         |
| Shell plc                 | Energy                 | 4.2         |
| Visa Inc                  | Financials             | 4.1         |
| Alphabet Inc              | Communication Services | 4.1         |
| Autozone Inc              | Consumer Discretionary | 3.7         |
| Flutter Entertainment plc | Consumer Discretionary | 3.6         |
| Booking Holdings Inc      | Consumer Discretionary | 3.5         |
| Cigna Group               | Health Care            | 3.5         |
| <b>Total</b>              |                        | <b>41.4</b> |

**SHARE CLASSES**

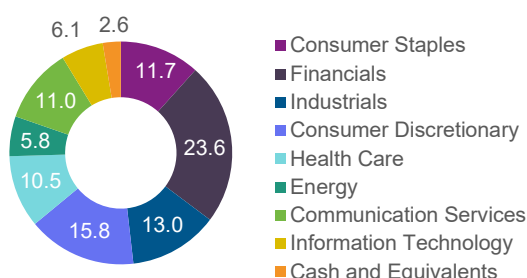
| Class                 | Minimum Investment | ISIN         | NAV per Share* |
|-----------------------|--------------------|--------------|----------------|
| <b>GBP (A) Retail</b> | 5000               | IE00BDFZR877 | 1.8306         |
| <b>GBP (A) Inst.</b>  | 10000000           | IE00BDFZR984 | 1.8761         |
| <b>USD (B) Retail</b> | 5000               | IE00BDFZRB04 | 1.7886         |
| <b>USD (B) Inst.</b>  | 10000000           | IE00BDFZRC11 | 1.8345         |

Source: Bloomberg  
 (\*) As at 28/06/2024

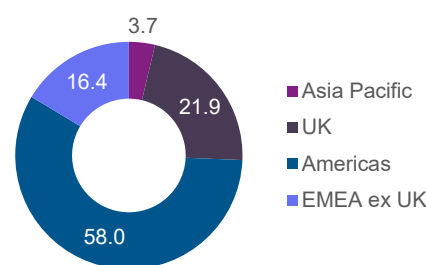
**CURRENCY ALLOCATION (%)**



**SECTOR ALLOCATION (%)**



**GEOGRAPHIC ALLOCATION (%)**



**ABOUT CREDO**

CreDO is a Wealth Management services business that has been in existence since 1998 and employs over 100 staff. The group has assets under administration in excess of £4.9bn (£1.5bn of which is under management) and has offices in the United Kingdom and South Africa. CreDO is majority owned by senior management, many of whom have been with the group for more than ten years. The principles that form the cornerstones of our business are to provide our clients with personal service, focus on long-term success and to build relationships based on trust. This results in meaningful and lasting partnerships with both our Private Clients and our Financial Intermediary clients. CreDO investment solutions include a range of CreDO funds, Managed Portfolio Services as well as bespoke solutions.

**PLATFORMS**



**Important Notice:** Information and opinions expressed in this document have been compiled from sources believed to be reliable. There can be no assurance that the future results or events will be consistent with the opinions, forecasts or estimates expressed in this document. Past performance is not a reliable indicator of future results. Income is not guaranteed, share prices may go up or down and you may not get back the original capital invested. The value of your investment may rise or fall due to changes in tax rates and movements in currency exchange rates. Companies in the CreDO Group and their respective directors, members, employees and members of their families may have positions in the securities or derivatives thereof referred to in this document. The Fund is regarded as a Collective Investment Scheme in Securities (CIS) and should be considered as a medium to long-term investment. For further information on risk and any additional information please see the Minimum Disclosure Documents, Prospectus and Supplements at [www.credogroup.com](http://www.credogroup.com). CreDO Capital Limited (CreDO) is authorised and regulated by the FCA in the UK: FRN 192204. The Fund is approved under section 65 of the Collective Investment Schemes Control Act 45 of 2002. No part of this document may be reproduced or distributed in any manner without the written permission of CreDO. Boutique Collective Investments (RF) (Pty) Ltd is the Representative Office in South Africa for the Fund.

**CreDO Capital Limited (Investment Manager)**  
 8-12 York Gate, 100 Marylebone Road, London NW1 5DX | +44 (0)20 7968 8300 | [info@credogroup.com](mailto:info@credogroup.com)

**Société Générale Securities Services (Ireland) Limited (Fund Administrator)**  
 3rd Floor, IFSC House, IFSC, Dublin 1, Ireland | +353 (0)1 6750 300 | [service.ta-dublin@sgss.socgen.com](mailto:service.ta-dublin@sgss.socgen.com)