

STRATEGY & OBJECTIVE

The Credo Multi-Asset Portfolios provide investors with diversified exposure to global assets through mutual funds and ETFs. The portfolios apply an evidence-based investment philosophy across asset classes with the aim of providing long term exposure to both traditional and alternative assets. The 45/55 portfolio targets a 45 percent long term allocation to equities and 55 percent in all other asset classes – the actual portfolio allocation at any point in time will fluctuate to reflect prevailing investment opportunities.

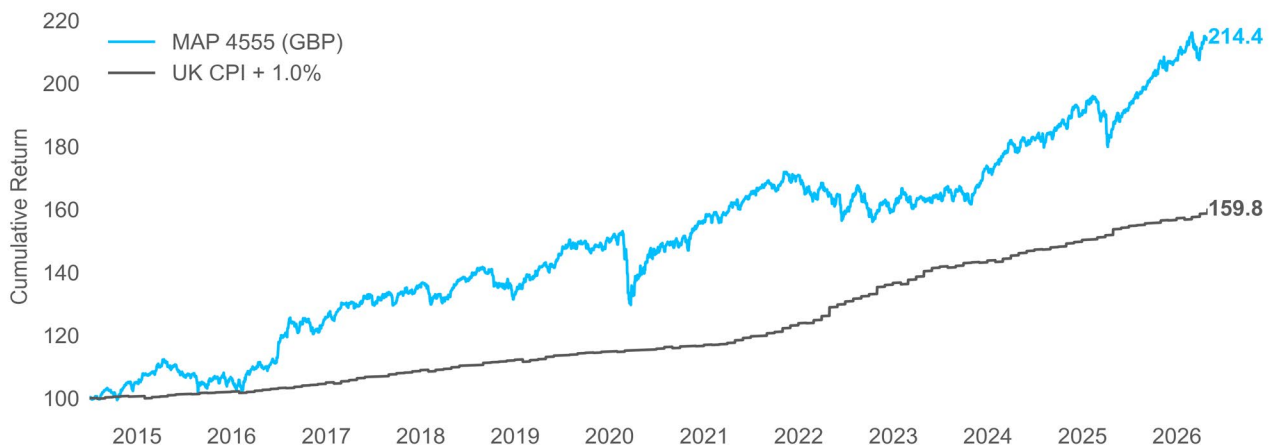
PORTFOLIO PERFORMANCE (GBP)^{1,2}

Return (%)	Annualised						
	S. Inception	5 Years	3 Years	1 Year	3 Month	1 Month	YTD
Multi Asset – 45/55	6.7	5.8	9.4	15.3	2.1	2.4	3.3
CPI + 1.0%	4.0	6.2	4.4	4.0	2.0	0.8	1.7
Relative	2.7	-0.4	5.0	11.3	0.1	1.6	1.6

MARKET COMMENTARY

April saw a notable recovery in global markets, with equities rallying as geopolitical tensions in the Middle East showed tentative signs of easing and investors regained confidence in the resilience of corporate earnings. Equity markets advanced broadly, led by the technology-heavy Nasdaq, which gained 15.3%. The S&P 500 followed with a 10.5% return, supported by stronger investor confidence and generally positive company earnings. European equities also participated meaningfully, with the Euro STOXX 50 rising 6.4%, while the FTSE 100 posted a more measured gain of 2.3%, restrained by its heavier weighting to defensive sectors and softer dynamics across non-energy commodities. Fixed income, by contrast, conveyed a more cautious tone. Despite the improvement in overall market sentiment, government bond yields drifted higher as investors recalibrated expectations around the timing of central bank rate cuts. The US 10-year Treasury yield rose by 5.4 basis points, while the UK 10-year Gilt yield climbed by 9.6 basis points, reflecting persistent concerns over inflation and elevated fiscal supply. In commodities, Brent crude oil extended its rally, advancing by 15.1% as supply concerns lingered following the prior month's disruptions, while gold edged lower by 0.7%, pressured by the firmer risk appetite and a more stable rate environment. In currency markets, sterling strengthened by 2.9% against the US dollar and appreciated by 1.3% against the euro.

PERFORMANCE SINCE INCEPTION³



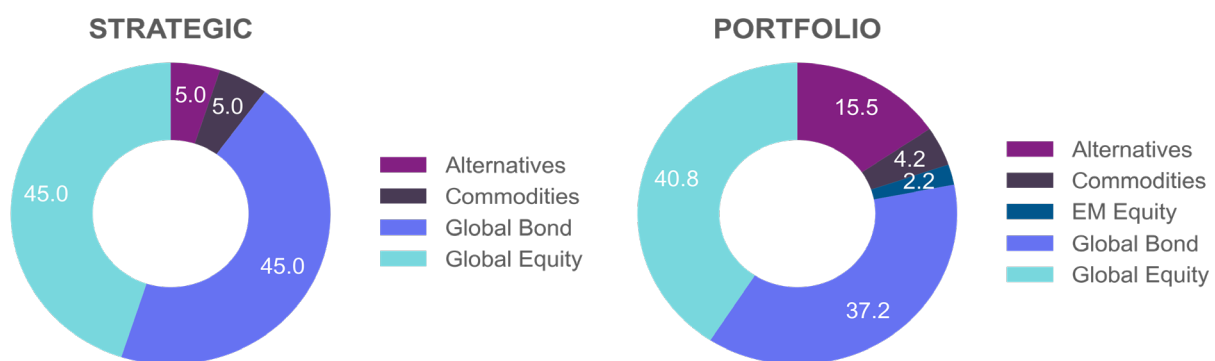
RECOGNITION



SAMPLE HOLDINGS

	TER (%)	Weight (%)
iShares Global Agg Bond Hedged	0.10	23.1
Dimensional Global Targeted Value	0.49	5.1
SPDR MSCI World	0.12	8.0
VanEck World Equal Weight Screened	0.19	3.0
Total		39.2

ASSET ALLOCATION (%)



IMPORTANT NOTICE

This document has been created for information purposes only and has been compiled from sources believed to be reliable. None of Credo, its directors, officers or employees accepts liability for any loss arising from the use hereof or reliance hereon or for any act or omission by any such person, or makes any representations as to its accuracy and completeness. This document does not constitute an offer or solicitation to invest, it is not advice or a personal recommendation nor does it take into account the particular investment objectives, financial situation or needs of individual clients and if you are interested in any of the information contained herein, it is recommended that you seek advice concerning suitability from your investment advisor. Investors are warned that past performance is not necessarily a guide to future performance, income is not guaranteed, share prices may go up or down and you may not get back the original capital invested. The value of your investment may also rise or fall due to changes in tax rates and rates of exchange if different to the currency in which you measure your wealth. Credo Capital Limited is authorised and regulated by the Financial Conduct Authority in the United Kingdom, FRN 192204; is an Authorised Financial Services Provider in South Africa; FSP No: 9757 and is a member of the London Stock Exchange. The Model Portfolio performance has been prepared by Credo – it represents Model Portfolios which are available on the Credo Platform. Please note that the funds, fund share classes and asset allocation may be slightly different on other platforms and therefore actual performance on these platforms may vary from the performance shown.

- (1) Performance figures are based on a notional portfolio, denominated in pound sterling, designed to track the holdings of the Credo Multi-Asset 45/55 Portfolio. Portfolio incorporates all additions and removals. Portfolio may not be fully invested at a point in time and therefore can hold a portion of assets in cash. Performance is calculated before any Credo fees (which can vary depending on the level of service) but after all underlying fund costs. Inception Date: 01/07/2014.
- (2) CPI measured by UK CPI including owner occupiers' housing costs, not seasonally adjusted (CPIH)
- (3) Source: Bloomberg pricing as of 30/04/2026 close. All portfolio performance is calculated using Bloomberg PORT.

STRATEGY & OBJECTIVE

The Credo Multi-Asset Portfolios provide investors with diversified exposure to global assets through mutual funds and ETFs. The portfolios apply an evidence-based investment philosophy across asset classes with the aim of providing long term exposure to both traditional and alternative assets. The 45/55 portfolio targets a 45 percent long term allocation to equities and 55 percent in all other asset classes – the actual portfolio allocation at any point in time will fluctuate to reflect prevailing investment opportunities.

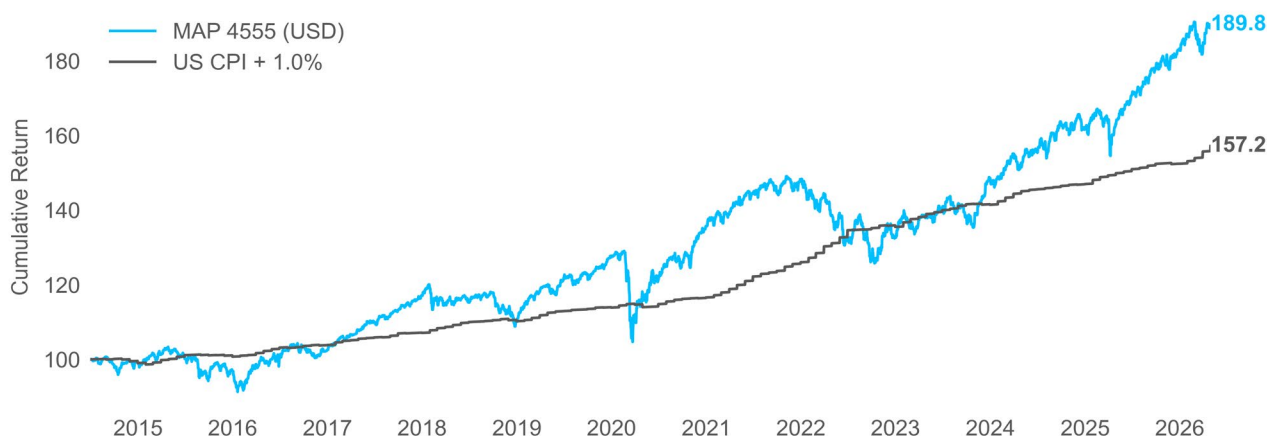
PORTFOLIO PERFORMANCE (USD)^{1,2}

Return (%)	Annualised						
	S. Inception	5 Years	3 Years	1 Year	3 Month	1 Month	YTD
Multi Asset – 45/55	5.6	6.0	11.0	16.5	1.7	3.8	3.8
CPI + 1.0%	3.9	5.6	4.2	4.8	2.6	0.9	3.1
Relative	1.7	0.4	6.8	11.7	-0.9	2.9	0.7

MARKET COMMENTARY

April saw a notable recovery in global markets, with equities rallying as geopolitical tensions in the Middle East showed tentative signs of easing and investors regained confidence in the resilience of corporate earnings. Equity markets advanced broadly, led by the technology-heavy Nasdaq, which gained 15.3%. The S&P 500 followed with a 10.5% return, supported by stronger investor confidence and generally positive company earnings. European equities also participated meaningfully, with the Euro STOXX 50 rising 6.4%, while the FTSE 100 posted a more measured gain of 2.3%, restrained by its heavier weighting to defensive sectors and softer dynamics across non-energy commodities. Fixed income, by contrast, conveyed a more cautious tone. Despite the improvement in overall market sentiment, government bond yields drifted higher as investors recalibrated expectations around the timing of central bank rate cuts. The US 10-year Treasury yield rose by 5.4 basis points, while the UK 10-year Gilt yield climbed by 9.6 basis points, reflecting persistent concerns over inflation and elevated fiscal supply. In commodities, Brent crude oil extended its rally, advancing by 15.1% as supply concerns lingered following the prior month's disruptions, while gold edged lower by 0.7%, pressured by the firmer risk appetite and a more stable rate environment. In currency markets, sterling strengthened by 2.9% against the US dollar and appreciated by 1.3% against the euro.

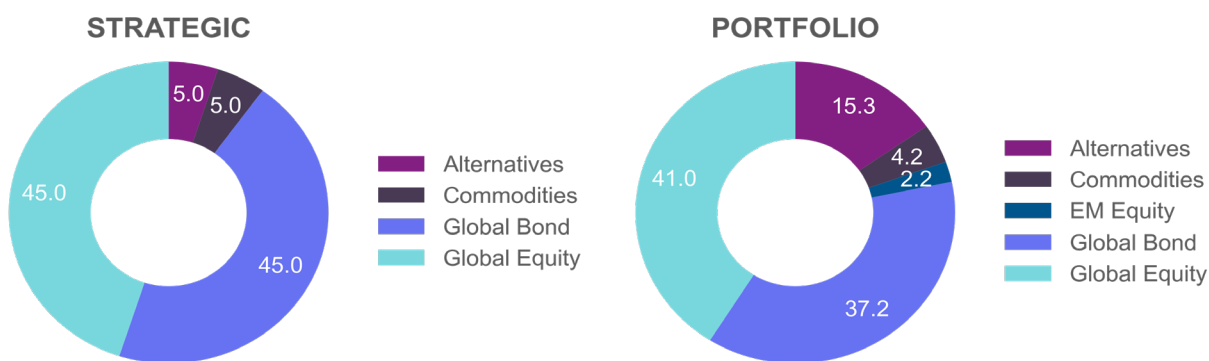
PERFORMANCE SINCE INCEPTION³



SAMPLE HOLDINGS

	TER (%)	Weight (%)
iShares Global Agg Bond Hedged	0.10	23.2
Dimensional Global Targeted Value	0.49	5.1
SPDR MSCI World	0.12	8.0
VanEck World Equal Weight Screened	0.19	3.0
Total		39.3

ASSET ALLOCATION (%)



IMPORTANT NOTICE

This document has been created for information purposes only and has been compiled from sources believed to be reliable. None of Credo, its directors, officers or employees accepts liability for any loss arising from the use hereof or reliance hereon or for any act or omission by any such person, or makes any representations as to its accuracy and completeness. This document does not constitute an offer or solicitation to invest, it is not advice or a personal recommendation nor does it take into account the particular investment objectives, financial situation or needs of individual clients and if you are interested in any of the information contained herein, it is recommended that you seek advice concerning suitability from your investment advisor. Investors are warned that past performance is not necessarily a guide to future performance, income is not guaranteed, share prices may go up or down and you may not get back the original capital invested. The value of your investment may also rise or fall due to changes in tax rates and rates of exchange if different to the currency in which you measure your wealth. Credo Capital Limited is authorised and regulated by the Financial Conduct Authority in the United Kingdom, FRN 192204; is an Authorised Financial Services Provider in South Africa; FSP No: 9757 and is a member of the London Stock Exchange. The Model Portfolio performance has been prepared by Credo – it represents Model Portfolios which are available on the Credo Platform. Please note that the funds, fund share classes and asset allocation may be slightly different on other platforms and therefore actual performance on these platforms may vary from the performance shown.

- (1) Performance figures are based on a notional portfolio, denominated in US dollar, designed to track the holdings of the Credo Multi-Asset 45/55 Portfolio. Portfolio incorporates all additions and removals. Portfolio may not be fully invested at a point in time and therefore can hold a portion of assets in cash. Performance is calculated before any Credo fees (which can vary depending on the level of service) but after all underlying fund costs. Inception Date: 01/07/2014.
- (2) CPI measured by US CPI Urban Consumers, not seasonally adjusted.
- (3) Source: Bloomberg pricing as of 30/04/2026 close. All portfolio performance is calculated using Bloomberg PORT.