

STRATEGY & OBJECTIVE

The Credo Multi - Asset Portfolios provide investors with diversified exposure to global assets through mutual funds and ETFs. The portfolios apply an evidence-based investment philosophy across asset classes with the aim of providing long term exposure to both traditional and alternative assets. The 60/40 portfolio targets a 60% long term allocation to equities and 40% in all other asset classes – the actual portfolio allocation at any point in time will fluctuate to reflect prevailing investment opportunities.

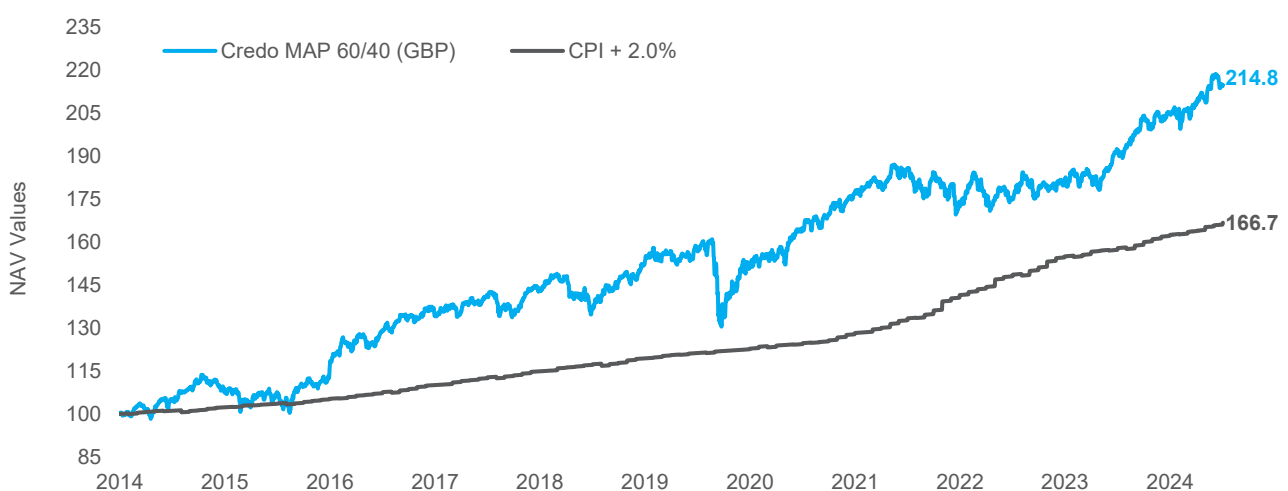
PORTFOLIO PERFORMANCE (GBP)¹

Return (%)	Annualised						
	S. Inception	5 Years	3 Years	1 Year	3 Months	1 Month	YTD
Multi Asset - 60/40	7.5	6.5	5.0	11.8	3.3	-1.2	11.8
CPI + 2.0%	5.0	6.6	7.7	5.6	1.7	0.5	5.6
Relative	2.6	-0.1	-2.7	6.2	1.5	-1.8	6.2

MARKET COMMENTARY

December was a poor month for global equity markets, with most major indices finishing the month down. The S&P 500 and FTSE 100 fell by 2.4% and 1.3%, respectively, measured in their local currencies. Mixed economic signals aided this drop, coupled with uncertainty over US trade policies affecting markets abroad. The NASDAQ and Euro STOXX 50 saw positive returns of 0.6% and 1.9%, respectively, also measured in their local currencies. In fixed income markets, US and UK 10-year bond yields rose by 40 and 33 basis points, respectively, partly due to the Federal Reserve Bank and Bank of England stances on maintaining higher interest rates to combat persistent inflation figures. Brent Crude oil prices rose 4.8% driven by supply constraints due to severe weather events and a delay in the unwinding of voluntary production cuts. Currency markets saw the pound depreciate by 1.7% against the US dollar, which had another strong month due to anticipation of the Trump administration. Against the euro, the pound appreciated 0.4%.

PERFORMANCE SINCE INCEPTION³



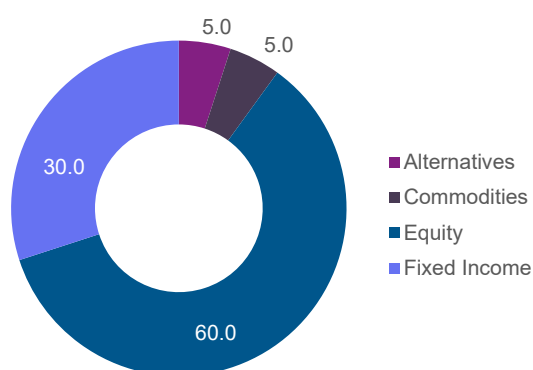
RECOGNITION



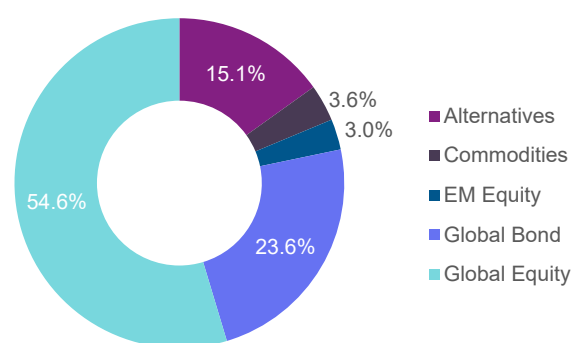
SAMPLE HOLDINGS

	TER (%)	Weight (%)
iShares Edge MSCI World Size	0.30	12.9
Dimensional Global Targeted Value	0.44	6.6
L&G Multi-Strategy Enhanced Commodities	0.30	3.6
SPDR MSCI World	0.12	19.8
iShares Global Agg Bond Hedged	0.10	14.1
Total		57.1

STRATEGIC ASSET ALLOCATION (%)



FUND ALLOCATION (%)



IMPORTANT NOTICE

This document has been created for information purposes only and has been compiled from sources believed to be reliable. None of Credo, its directors, officers or employees accepts liability for any loss arising from the use hereof or reliance hereon or for any act or omission by any such person, or makes any representations as to its accuracy and completeness. This document does not constitute an offer or solicitation to invest, it is not advice or a personal recommendation nor does it take into account the particular investment objectives, financial situation or needs of individual clients and if you are interested in any of the information contained herein, it is recommended that you seek advice concerning suitability from your investment advisor. Investors are warned that past performance is not necessarily a guide to future performance, income is not guaranteed, share prices may go up or down and you may not get back the original capital invested. The value of your investment may also rise or fall due to changes in tax rates and rates of exchange if different to the currency in which you measure your wealth. Credo Capital Limited is authorised and regulated by the Financial Conduct Authority in the United Kingdom, FRN 192204; is an Authorised Financial Services Provider in South Africa; FSP No: 9757 and is a member of the London Stock Exchange. The Model Portfolio performance has been prepared by Credo – it represents Model Portfolios which are available on the Credo Platform. Please note that the funds, fund share classes and asset allocation may be slightly different on other platforms and therefore actual performance on these platforms may vary from the performance shown.

(1) Performance figures are based on a notional portfolio, denominated in pound sterling, designed to track the holdings of the Credo Multi-Asset 60/40 Portfolio. Portfolio incorporates all additions and removals. Portfolio may not be fully invested at a point in time and therefore can hold a portion of assets in cash. Performance is calculated before any Credo fees (which can vary depending on the level of service) but after all underlying fund costs. Inception date: 01/07/2014.

(2) CPI measured by CPI including owner occupiers' housing costs, not seasonally adjusted (CPIH).

(3) Source: Bloomberg pricing as of 31/12/2024 close. All portfolio performance is calculated using Bloomberg PORT.

STRATEGY & OBJECTIVE

The Credo Multi - Asset Portfolios provide investors with diversified exposure to global assets through mutual funds and ETFs. The portfolios apply an evidence-based investment philosophy across asset classes with the aim of providing long term exposure to both traditional and alternative assets. The 60/40 portfolio targets a 60% long term allocation to equities and 40% in all other asset classes – the actual portfolio allocation at any point in time will fluctuate to reflect prevailing investment opportunities.

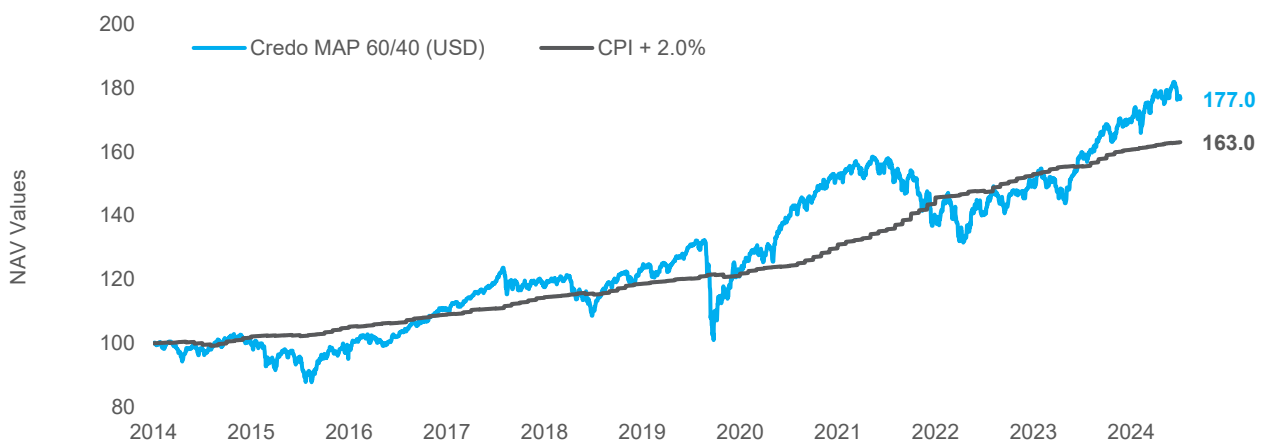
PORTFOLIO PERFORMANCE (USD)¹

Return (%)	Annualised						
	S. Inception	5 Years	3 Years	1 Year	3 Months	1 Month	YTD
Multi Asset - 60/40	5.6	6.3	4.0	10.8	-0.9	-2.0	10.8
CPI + 2.0%	4.8	6.3	6.3	5.0	0.6	0.2	5.0
Relative	0.8	0.0	-2.3	5.9	-1.5	-2.2	5.9

MARKET COMMENTARY

December was a poor month for global equity markets, with most major indices finishing the month down. The S&P 500 and FTSE 100 fell by 2.4% and 1.3%, respectively, measured in their local currencies. Mixed economic signals aided this drop, coupled with uncertainty over US trade policies affecting markets abroad. The NASDAQ and Euro STOXX 50 saw positive returns of 0.6% and 1.9%, respectively, also measured in their local currencies. In fixed income markets, US and UK 10-year bond yields rose by 40 and 33 basis points, respectively, partly due to the Federal Reserve Bank and Bank of England stances on maintaining higher interest rates to combat persistent inflation figures. Brent Crude oil prices rose 4.8% driven by supply constraints due to severe weather events and a delay in the unwinding of voluntary production cuts. Currency markets saw the pound depreciate by 1.7% against the US dollar, which had another strong month due to anticipation of the Trump administration. Against the euro, the pound appreciated 0.4%.

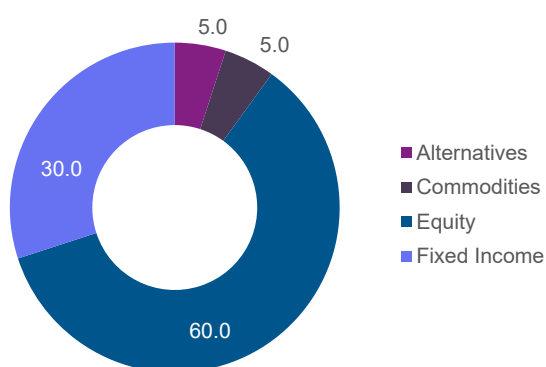
PERFORMANCE SINCE INCEPTION³



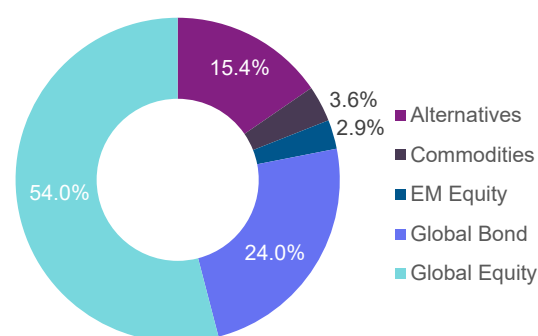
SAMPLE HOLDINGS

	TER (%)	Weight (%)
iShares Edge MSCI World Size	0.30	12.7
Dimensional Global Targeted Value	0.44	6.5
L&G Multi-Strategy Enhanced Commodities	0.30	3.6
SPDR MSCI World	0.12	19.6
iShares Global Agg Bond Hedged	0.10	14.4
Total		56.8

STRATEGIC ASSET ALLOCATION (%)



FUND ALLOCATION (%)



IMPORTANT NOTICE

This document has been created for information purposes only and has been compiled from sources believed to be reliable. None of Credo, its directors, officers or employees accepts liability for any loss arising from the use hereof or reliance hereon or for any act or omission by any such person, or makes any representations as to its accuracy and completeness. This document does not constitute an offer or solicitation to invest, it is not advice or a personal recommendation nor does it take into account the particular investment objectives, financial situation or needs of individual clients and if you are interested in any of the information contained herein, it is recommended that you seek advice concerning suitability from your investment advisor. Investors are warned that past performance is not necessarily a guide to future performance, income is not guaranteed, share prices may go up or down and you may not get back the original capital invested. The value of your investment may also rise or fall due to changes in tax rates and rates of exchange if different to the currency in which you measure your wealth. Credo Capital Limited is authorised and regulated by the Financial Conduct Authority in the United Kingdom, FRN 192204; is an Authorised Financial Services Provider in South Africa; FSP No: 9757 and is a member of the London Stock Exchange. The Model Portfolio performance has been prepared by Credo – it represents Model Portfolios which are available on the Credo Platform. Please note that the funds, fund share classes and asset allocation may be slightly different on other platforms and therefore actual performance on these platforms may vary from the performance shown.

(1) Performance figures are based on a notional portfolio, denominated in US dollar, designed to track the holdings of the Credo Multi-Asset 60/40 Portfolio. Portfolio incorporates all additions and removals. Portfolio may not be fully invested at a point in time and therefore can hold a portion of assets in cash. Performance is calculated before any Credo fees (which can vary depending on the level of service) but after all underlying fund costs. Inception date: 01/07/2014.

(2) CPI measured by CPI including owner occupiers' housing costs, not seasonally adjusted (CPIH).

(3) Source: Bloomberg pricing as of 31/12/2024 close. All portfolio performance is calculated using Bloomberg PORT.