

## Strategy & Objective

The Credo Multi-Asset Portfolios provide investors with diversified exposure to global assets through mutual funds and ETFs. The portfolios apply Credo's value orientated investment philosophy across asset classes with the aim of providing long term exposure to both traditional and alternative assets. The 45/55 portfolio has a strategic asset allocation consisting of 45% in equities and 55% in all other asset classes – the actual portfolio allocation at any point in time will reflect tactical positioning based on prevailing investment opportunities.

## Portfolio Performance (GBP)<sup>1</sup>

Long Term Returns	Credo Multi Asset - 45/55	Benchmark <sup>2</sup>	Relative Return
<b>Since Inception</b>	16.4%	16.2%	0.2%
<b>1 Year</b>	9.0%	10.6%	-1.6%

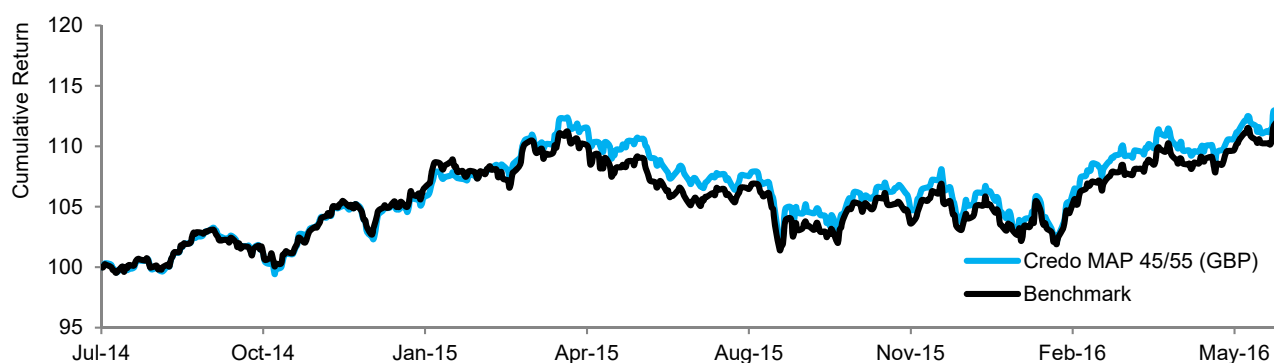
Short Term Returns	Credo Multi Asset - 45/55	Benchmark <sup>2</sup>	Relative Return
<b>YTD</b>	9.6%	10.5%	-0.9%
<b>3 Months</b>	6.2%	7.5%	-1.3%
<b>1 Month</b>	5.1%	5.9%	-0.7%

Annualised Volatility <sup>3</sup>	Credo Multi Asset - 45/55	Benchmark <sup>2</sup>	Sharpe Ratio
<b>Since Inception</b>	6.6%	6.4%	2.5
<b>1 Year</b>	7.8%	7.3%	1.1

## Market Commentary

The surprise decision of the UK to leave the European Union sparked a sell off across global markets the day after the vote, with the MSCI UK Total Return Index and sterling down -3.1% and -7.9%, respectively. In the following days, whilst sterling continued to slide, reaching a 30 year low against the dollar, the UK equity market pared losses and the MSCI UK ended the month up 5.0%. Resurgent uncertainty pushed out expectations of interest rate rises while central banks are determined to provide accommodative monetary policy. The US market also recovered in the week after the referendum, with the S&P500 finishing flat for June. In Europe, the STOXX 50 was down -6.2% while worries surrounding contagion mounted. In Japan, following the UK result the yen rose sharply against the US dollar, gaining 7.3% over the month. As reports emerged that US crude stockpiles are dwindling, Brent Crude repeatedly pierced \$50 per barrel.

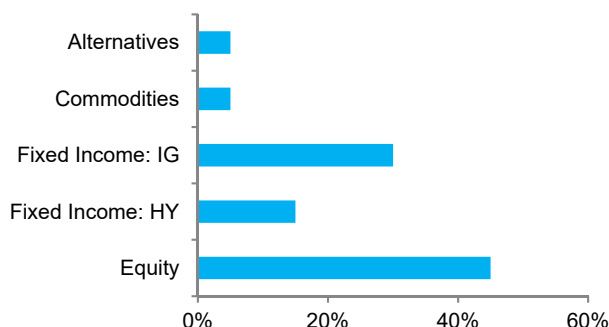
## Performance Since Inception (02/07/2014)<sup>4</sup>



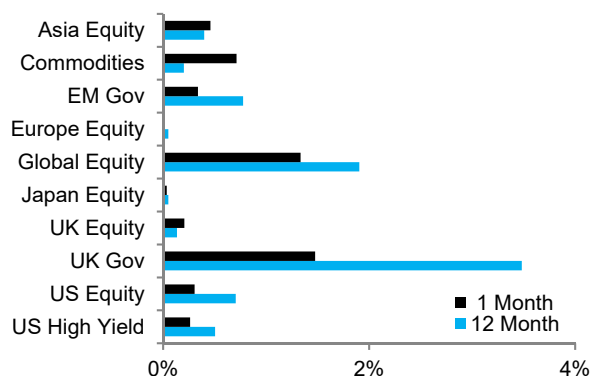
### Top 5 Holdings

	Weight (%)
Vanguard UK Gov Bond	15.3%
iShares MSCI World	11.5%
iShares FTSE 100	8.9%
DB X-trackers FTSE 100 Equal Weight	8.4%
SPDR Barclays Sterling Corporates	7.4%
<b>Total</b>	<b>51.5%</b>

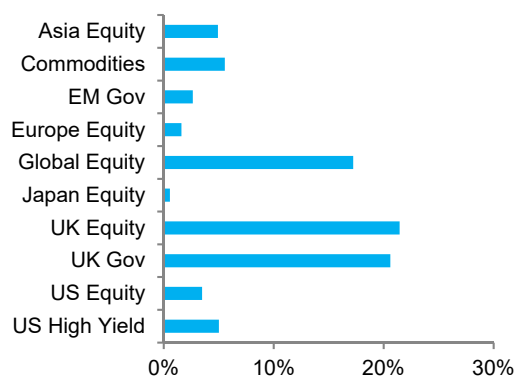
### Strategic Asset Allocation



### Performance of Underlying Funds<sup>4</sup>



### Fund Allocation



### Important Notice

This document has been created for information purposes only and has been compiled from sources believed to be reliable. None of Credo, its directors, officers or employees accepts liability for any loss arising from the use hereof or reliance hereon or for any act or omission by any such person, or makes any representations as to its accuracy and completeness. This document does not constitute an offer or solicitation to invest, it is not advice or a personal recommendation nor does it take into account the particular investment objectives, financial situation or needs of individual clients and if you are interested in any of the information contained herein, it is recommended that you seek advice concerning suitability from your investment advisor. Investors are warned that past performance is not necessarily a guide to future performance, income is not guaranteed, share prices may go up or down and you may not get back the original capital invested. The value of your investment may also rise or fall due to changes in tax rates and rates of exchange if different to the currency in which you measure your wealth. Credo Capital plc is authorised and regulated by the Financial Conduct Authority and is an Authorised Financial Services Provider; FSP No: 9757.

(1) Performance figures are based on a notional portfolio, denominated in pound sterling, designed to track the holdings of the Credo Multi-Asset 45/55 Portfolio. Portfolio incorporates all additions and removals. Portfolio may not be fully invested at a point in time and therefore can hold a portion of assets in cash. Performance is calculated before any fees (which can vary depending on the level of service).

(2) Benchmark comprised of 22.5% MSCI UK NTR, 22.5% MSCI World NTR, 15% iBoxx GBP Corporates TR, 30% iBoxx GBP Gilts TR, 5% Bloomberg Commodities TR, 5% GBP Cash.

(3) Figures represent portfolio volatility, calculated using daily return data, annualised.

(4) Source: Bloomberg pricing as of 30/06/2016 close. All portfolio performance is calculated using Bloomberg PORT.

## Strategy & Objective

The Credo Multi-Asset Portfolios provide investors with diversified exposure to global assets through mutual funds and ETFs. The portfolios apply Credo's value orientated investment philosophy across asset classes with the aim of providing long term exposure to both traditional and alternative assets. The 45/55 portfolio has a strategic asset allocation consisting of 45% in equities and 55% in all other asset classes – the actual portfolio allocation at any point in time will reflect tactical positioning based on prevailing investment opportunities.

## Portfolio Performance (USD)<sup>1</sup>

Long Term Returns	Credo Multi Asset - 45/55	Benchmark <sup>2</sup>	Relative Return
<b>Since Inception</b>	0.6%	1.7%	-1.1%
<b>1 Year</b>	0.4%	1.5%	-1.1%

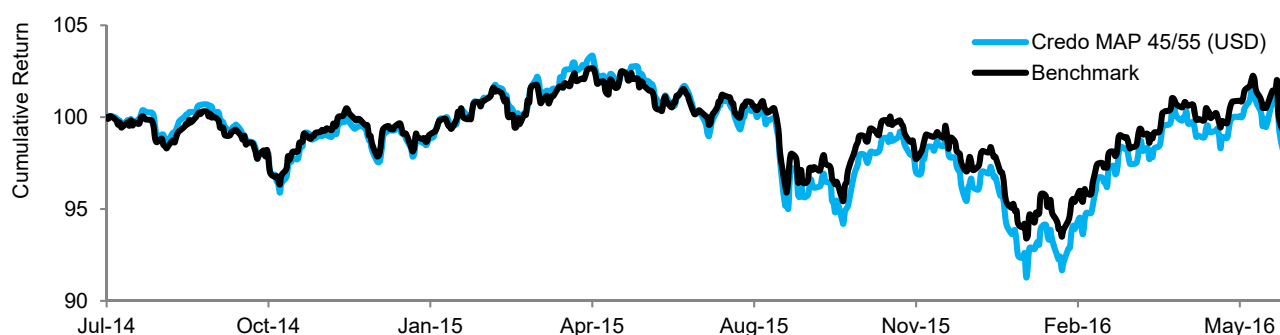
Short Term Returns	Credo Multi Asset - 45/55	Benchmark <sup>2</sup>	Relative Return
<b>YTD</b>	4.0%	4.0%	0.0%
<b>3 Months</b>	1.9%	2.4%	-0.5%
<b>1 Month</b>	0.5%	0.8%	-0.3%

Annualised Volatility <sup>3</sup>	Credo Multi Asset - 45/55	Benchmark <sup>2</sup>	Sharpe Ratio
<b>Since Inception</b>	6.6%	5.8%	0.0
<b>1 Year</b>	8.2%	6.8%	0.0

## Market Commentary

The surprise decision of the UK to leave the European Union sparked a sell off across global markets the day after the vote, with the MSCI UK Total Return Index and sterling down -3.1% and -7.9%, respectively. In the following days, whilst sterling continued to slide, reaching a 30 year low against the dollar, the UK equity market pared losses and the MSCI UK ended the month up 5.0%. Resurgent uncertainty pushed out expectations of interest rate rises while central banks are determined to provide accommodative monetary policy. The US market also recovered in the week after the referendum, with the S&P500 finishing flat for June. In Europe, the STOXX 50 was down -6.2% while worries surrounding contagion mounted. In Japan, following the UK result the yen rose sharply against the US dollar, gaining 7.3% over the month. As reports emerged that US crude stockpiles are dwindling, Brent Crude repeatedly pierced \$50 per barrel.

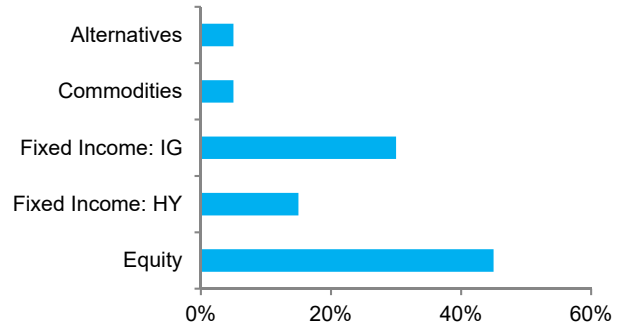
## Performance Since Inception (02/07/2014)<sup>4</sup>



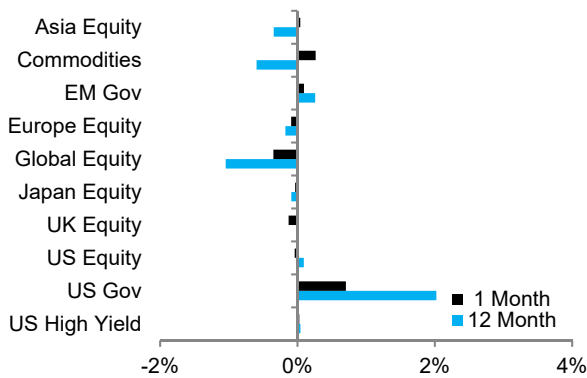
Top 5 Holdings

	Weight (%)
iShares MSCI World	19.7%
DB X-trackers US Treasuries	15.1%
iShares \$ Corp Bond	7.7%
DB X-trackers S&P500 Equal Weight	6.7%
AQR Global Defensive Equity	5.7%
<b>Total</b>	<b>54.9%</b>

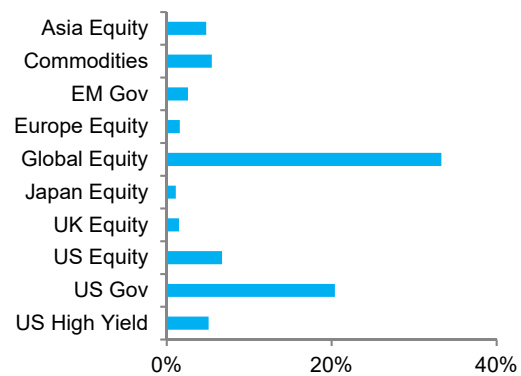
Strategic Asset Allocation



Performance of Underlying Funds<sup>4</sup>



Fund Allocation



Important Notice

This document has been created for information purposes only and has been compiled from sources believed to be reliable. None of Credo, its directors, officers or employees accepts liability for any loss arising from the use hereof or reliance hereon or for any act or omission by any such person, or makes any representations as to its accuracy and completeness. This document does not constitute an offer or solicitation to invest, it is not advice or a personal recommendation nor does it take into account the particular investment objectives, financial situation or needs of individual clients and if you are interested in any of the information contained herein, it is recommended that you seek advice concerning suitability from your investment advisor. Investors are warned that past performance is not necessarily a guide to future performance, income is not guaranteed, share prices may go up or down and you may not get back the original capital invested. The value of your investment may also rise or fall due to changes in tax rates and rates of exchange if different to the currency in which you measure your wealth. Credo Capital plc is authorised and regulated by the Financial Conduct Authority and is an Authorised Financial Services Provider; FSP No: 9757.

(5) Performance figures are based on a notional portfolio, denominated in US dollar, designed to track the holdings of the Credo Multi-Asset 45/55 Portfolio. Portfolio incorporates all additions and removals. Portfolio may not be fully invested at a point in time and therefore can hold a portion of assets in cash. Performance is calculated before any fees (which can vary depending on the level of service).

(6) Benchmark comprised of 45% MSCI World NTR, 15% iBoxx USD Corporates TR, 30% iBoxx US Treasuries TR, 5% Bloomberg Commodities TR, 5% USD Cash.

(7) Figures represent portfolio volatility, calculated using daily return data, annualised.

(8) Source: Bloomberg pricing as of 30/06/2016 close. All portfolio performance is calculated using Bloomberg PORT.