

Strategy & Objective

The Credo Multi-Asset Portfolios provide investors with diversified exposure to global assets through mutual funds and ETFs. The portfolios apply Credo's value orientated investment philosophy across asset classes with the aim of providing long term exposure to both traditional and alternative assets. The 60/40 portfolio has a strategic asset allocation consisting of 60% in equities and 40% in all other asset classes – the actual portfolio allocation at any point in time will reflect tactical positioning based on prevailing investment opportunities.

Portfolio Performance (GBP)¹

Long Term Returns	Credo Multi Asset - 60/40	Benchmark ²	Relative Return
Since Inception	10.1%	8.1%	2.0%
1 Year	-0.4%	-0.7%	0.3%

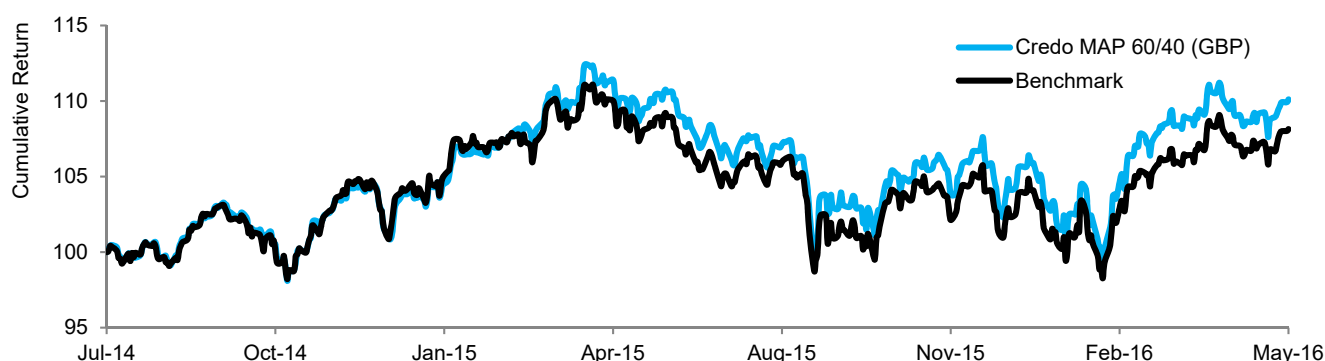
Short Term Returns	Credo Multi Asset - 60/40	Benchmark ²	Relative Return
YTD	4.0%	3.9%	0.1%
3 Months	3.5%	3.6%	-0.1%
1 Month	1.0%	0.9%	0.0%

Annualised Volatility ³	Credo Multi Asset - 60/40	Benchmark ²	Sharpe Ratio
Since Inception	8.5%	8.3%	1.2
1 Year	10.2%	9.5%	0.0

Market Commentary

In the US, hawkish comments by several Federal Reserve officials roused speculation over the possibility of a June interest rate hike, sooner than previously expected. Meanwhile, despite turbulence, the S&P 500 ended the month up 1.8%. Following a 6 month rally, Brent Crude hit new highs, almost piercing the \$50 mark. In the UK, sterling rallied while the latest slew of polls indicated faltering support for the Leave campaign. The MSCI UK Index rose 0.2%. Amid concerns over the Eurozone's future, the European Commission opted to postpone a decision on disciplinary action against Spain and Portugal for breaking budget rules while the IMF reiterated that it would not participate in the latest Greek bailout without extensive debt relief. The STOXX 600 ended the month up 2.7%. In Brazil, initial enthusiasm for the new government following the impeachment of Dilma Rousseff was soon replaced with concerns over the poor state of the economy. The MSCI Emerging Markets Index ended the month down -3.9%.

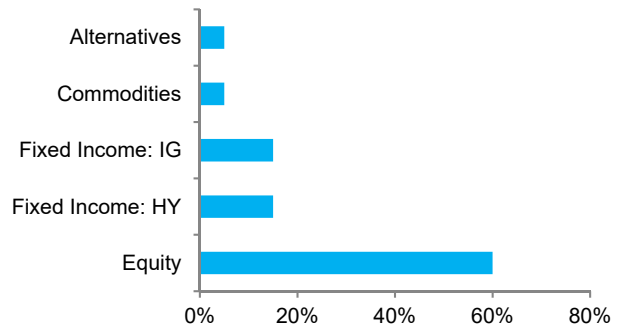
Performance Since Inception (02/07/2014)⁴



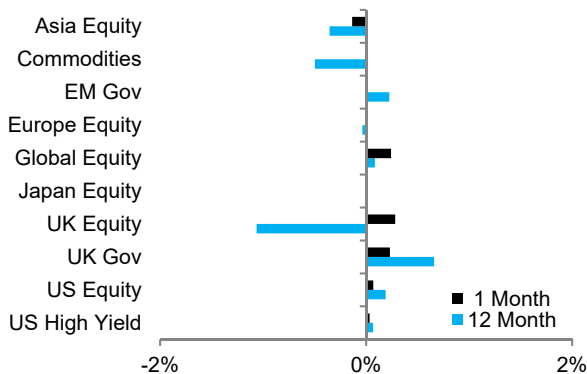
Top 5 Holdings

	Weight (%)
iShares MSCI World	14.9%
DB X-trackers FTSE 100 Equal Weight	12.0%
iShares FTSE 100	12.0%
SPDR Barclays Sterling Corporates	7.6%
Vanguard UK Gov Bond	7.5%
Total	54.0%

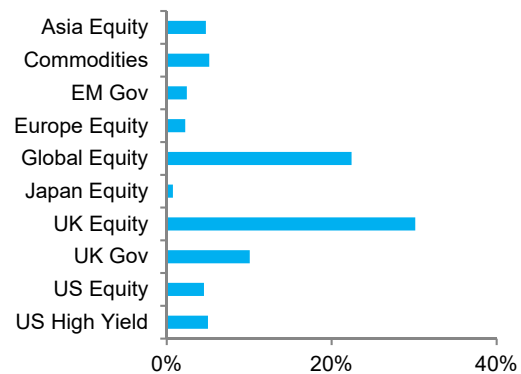
Strategic Asset Allocation



Performance of Underlying Funds⁴



Fund Allocation



Important Notice

This document has been created for information purposes only and has been compiled from sources believed to be reliable. None of Credo, its directors, officers or employees accepts liability for any loss arising from the use hereof or reliance hereon or for any act or omission by any such person, or makes any representations as to its accuracy and completeness. This document does not constitute an offer or solicitation to invest, it is not advice or a personal recommendation nor does it take into account the particular investment objectives, financial situation or needs of individual clients and if you are interested in any of the information contained herein, it is recommended that you seek advice concerning suitability from your investment advisor. Investors are warned that past performance is not necessarily a guide to future performance, income is not guaranteed, share prices may go up or down and you may not get back the original capital invested. The value of your investment may also rise or fall due to changes in tax rates and rates of exchange if different to the currency in which you measure your wealth. Credo Capital plc is authorised and regulated by the Financial Conduct Authority and is an Authorised Financial Services Provider; FSP No: 9757.

(1) Performance figures are based on a notional portfolio, denominated in pound sterling, designed to track the holdings of the Credo Multi-Asset 60/40 Portfolio. Portfolio incorporates all additions and removals. Portfolio may not be fully invested at a point in time and therefore can hold a portion of assets in cash. Performance is calculated before any fees (which can vary depending on the level of service).

(2) Benchmark comprised of 30% MSCI UK NTR, 30% MSCI World NTR, 15% iBoxx GBP Corporates TR, 15% iBoxx GBP Gilts TR, 5% Bloomberg Commodities TR, 5% GBP Cash.

(3) Figures represent portfolio volatility, calculated using daily return data, annualised.

(4) Source: Bloomberg pricing as of 31/05/2016 close. All portfolio performance is calculated using Bloomberg PORT.

Strategy & Objective

The Credo Multi-Asset Portfolios provide investors with diversified exposure to global assets through mutual funds and ETFs. The portfolios apply Credo's value orientated investment philosophy across asset classes with the aim of providing long term exposure to both traditional and alternative assets. The 60/40 portfolio has a strategic asset allocation consisting of 60% in equities and 40% in all other asset classes – the actual portfolio allocation at any point in time will reflect tactical positioning based on prevailing investment opportunities.

Portfolio Performance (USD)¹

Long Term Returns	Credo Multi Asset - 60/40	Benchmark ²	Relative Return
Since Inception	-1.6%	-0.3%	-1.3%
1 Year	-3.3%	-1.9%	-1.4%

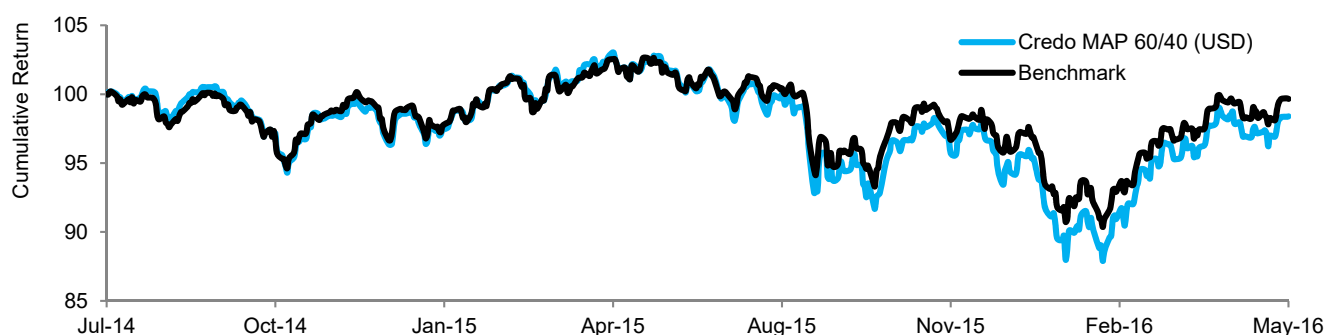
Short Term Returns	Credo Multi Asset - 60/40	Benchmark ²	Relative Return
YTD	3.2%	2.9%	0.3%
3 Months	6.9%	6.7%	0.2%
1 Month	0.5%	0.3%	0.2%

Annualised Volatility ³	Credo Multi Asset - 60/40	Benchmark ²	Sharpe Ratio
Since Inception	8.4%	7.5%	-0.3
1 Year	10.4%	8.6%	-0.4

Market Commentary

In the US, hawkish comments by several Federal Reserve officials roused speculation over the possibility of a June interest rate hike, sooner than previously expected. Meanwhile, despite turbulence, the S&P 500 ended the month up 1.8%. Following a 6 month rally, Brent Crude hit new highs, almost piercing the \$50 mark. In the UK, sterling rallied while the latest slew of polls indicated faltering support for the Leave campaign. The MSCI UK Index rose 0.2%. Amid concerns over the Eurozone's future, the European Commission opted to postpone a decision on disciplinary action against Spain and Portugal for breaking budget rules while the IMF reiterated that it would not participate in the latest Greek bailout without extensive debt relief. The STOXX 600 ended the month up 2.7%. In Brazil, initial enthusiasm for the new government following the impeachment of Dilma Rousseff was soon replaced with concerns over the poor state of the economy. The MSCI Emerging Markets Index ended the month down -3.9%.

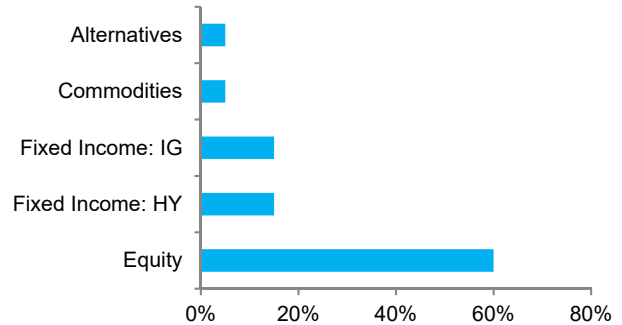
Performance Since Inception (02/07/2014)⁴



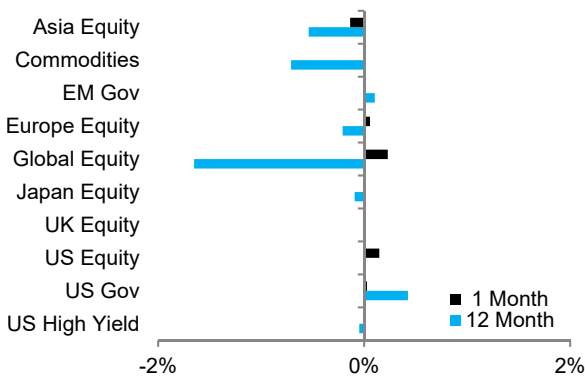
Top 5 Holdings

	Weight (%)
iShares MSCI World	20.0%
Source MSCI World	10.0%
DB X-trackers S&P500 Equal Weight	9.1%
Dimensional Global Targeted Value	7.6%
iShares \$ Corp Bond	7.5%
Total	54.2%

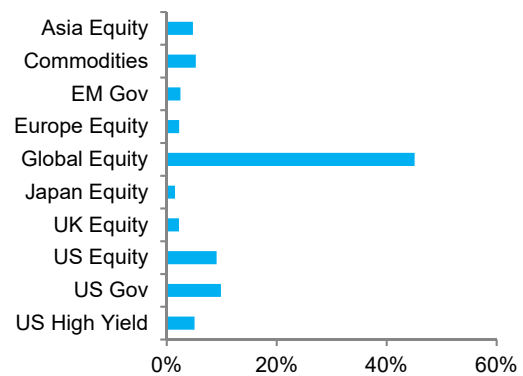
Strategic Asset Allocation



Performance of Underlying Funds⁴



Fund Allocation



Important Notice

This document has been created for information purposes only and has been compiled from sources believed to be reliable. None of Credo, its directors, officers or employees accepts liability for any loss arising from the use hereof or reliance hereon or for any act or omission by any such person, or makes any representations as to its accuracy and completeness. This document does not constitute an offer or solicitation to invest, it is not advice or a personal recommendation nor does it take into account the particular investment objectives, financial situation or needs of individual clients and if you are interested in any of the information contained herein, it is recommended that you seek advice concerning suitability from your investment advisor. Investors are warned that past performance is not necessarily a guide to future performance, income is not guaranteed, share prices may go up or down and you may not get back the original capital invested. The value of your investment may also rise or fall due to changes in tax rates and rates of exchange if different to the currency in which you measure your wealth. Credo Capital plc is authorised and regulated by the Financial Conduct Authority and is an Authorised Financial Services Provider; FSP No: 9757.

(5) Performance figures are based on a notional portfolio, denominated in US dollar, designed to track the holdings of the Credo Multi-Asset 60/40 Portfolio. Portfolio incorporates all additions and removals. Portfolio may not be fully invested at a point in time and therefore can hold a portion of assets in cash. Performance is calculated before any fees (which can vary depending on the level of service).

(6) Benchmark comprised of 60% MSCI World NTR, 15% iBoxx USD Corporates TR, 15% iBoxx US Treasuries TR, 5% Bloomberg Commodities TR, 5% USD Cash.

(7) Figures represent portfolio volatility, calculated using daily return data, annualised.

(8) Source: Bloomberg pricing as of 31/05/2016 close. All portfolio performance is calculated using Bloomberg PORT.