

Core Strategy & Objective

The Credo Multi-Asset Portfolios provide investors with diversified exposure to global assets through mutual funds and ETFs. The portfolios apply an evidence-based investment philosophy across asset classes with the aim of providing long term exposure to both traditional and alternative assets. The 45/55 portfolio targets a 45% long term allocation to equities and 55% in all other asset classes – the actual portfolio allocation at any point in time will fluctuate to reflect prevailing investment opportunities.

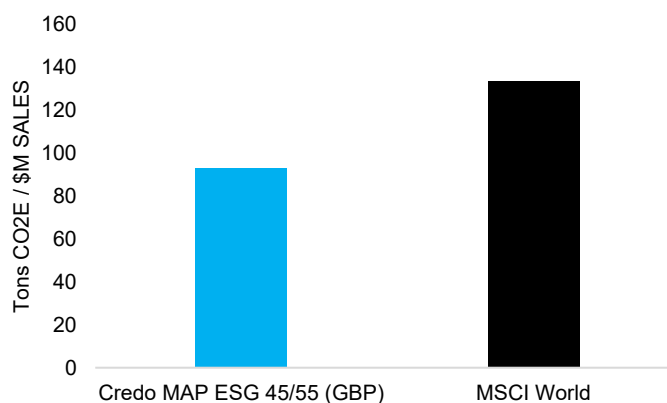
ESG Approach

The ESG range will prioritise consistency with the Credo MAP philosophy. ESG aware strategies that are deemed to be a suitable substitute for the unconstrained exposures in core MAP are included in MAP ESG. The wide-ranging and subjective nature of ESG investing leads to significant variation in ESG assessment - in line with MAP's focus on diversification, MAP ESG looks to diversify idiosyncratic risks between ESG assessors where appropriate.

Portfolio Performance (GBP)¹

Return (%)	S. Inception	3 Months	1 Month
MAP ESG - 45/55	-1.6	-1.0	-0.4
CPI + 1.0%³	8.4	4.0	0.7
Relative	-10.0	-5.0	-1.1

Weighted Average Carbon Intensity²



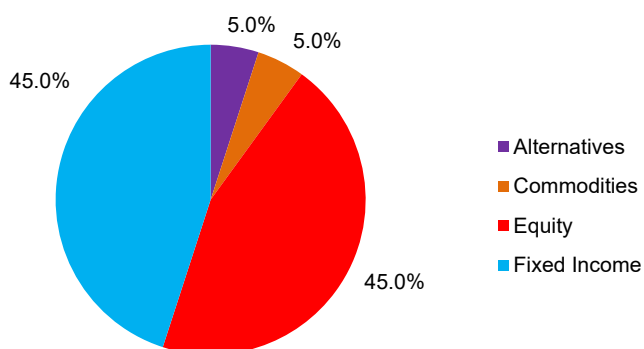
Market Commentary

After April's sell-off, markets were broadly flat at the end of May which provided some much-needed relief for investors. Volatility remained high with negative sentiment persisting due to the ongoing Russia-Ukraine conflict, tightening monetary policy by central banks, and coronavirus restrictions continuing in China. The S&P 500, Euro STOXX 50 and FTSE 100 all finished the month up by 0.2%, 1.3% and 1.1% respectively. In the UK, the Bank of England raised the base rate to 1.0% as an attempt to tackle spiralling inflation which has been made worse by Russia's war in Ukraine. Brent crude oil finished the month up by 8.3% as prices surged after EU leaders reached an agreement to ban 90% of Russian oil by the end of the year. The yields on both UK and German 10-year bonds increased by 20 and 18 basis points respectively, whereas the US 10-year bond decreased by 9 basis points. The pound was up by 0.2% against the US dollar and down by 1.6% against the euro.

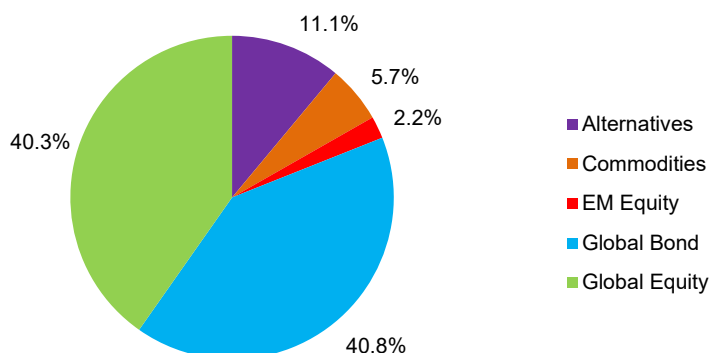
Sample Holdings

	TER (%)	Weight (%)
TOBAM MDP World Equity	0.81	3.7
Dimensional Global Sustainability Core Equity	0.34	5.1
Vaneck Sustainable World Equal Weight	0.30	7.6
Vanguard ESG Global Corporate Bond	0.15	5.4
Dimensional Global Sustainability Core Fixed Income	0.31	13.3
Total		35.2

Strategic Asset Allocation



Fund Allocation



Important Notice

This document has been created for information purposes only and has been compiled from sources believed to be reliable. None of Credo, its directors, officers or employees accepts liability for any loss arising from the use hereof or reliance hereon or for any act or omission by any such person, or makes any representations as to its accuracy and completeness. This document does not constitute an offer or solicitation to invest, it is not advice or a personal recommendation nor does it take into account the particular investment objectives, financial situation or needs of individual clients and if you are interested in any of the information contained herein, it is recommended that you seek advice concerning suitability from your investment advisor. Investors are warned that past performance is not necessarily a guide to future performance, income is not guaranteed, share prices may go up or down and you may not get back the original capital invested. The value of your investment may also rise or fall due to changes in tax rates and rates of exchange if different to the currency in which you measure your wealth. Credo Capital Limited is authorised and regulated by the Financial Conduct Authority in the United Kingdom, FRN 192204; is an Authorised Financial Services Provider in South Africa; FSP No: 9757 and is a member of the London Stock Exchange. The Model Portfolio performance has been prepared by Credo – it represents Model Portfolios which are available on the Credo Platform. Please note that the funds, fund share classes and asset allocation may be slightly different on other platforms and therefore actual performance on these platforms may vary from the performance shown.

- (1) Performance figures are based on a notional portfolio, denominated in pound sterling, designed to track the holdings of the Credo Multi-Asset ESG 45/55 Portfolio. Portfolio incorporates all additions and removals. Portfolio may not be fully invested at a point in time and therefore can hold a portion of assets in cash. Performance is calculated before any Credo fees (which can vary depending on the level of service) but after all underlying fund costs.
- (2) Source: Factset. Calculated on Equity portion of portfolio.
- (3) CPI measured by CPI including owner occupiers' housing costs, not seasonally adjusted (CPIH).

Strategy & Objective

The Credo Multi-Asset Portfolios provide investors with diversified exposure to global assets through mutual funds and ETFs. The portfolios apply an evidence-based investment philosophy across asset classes with the aim of providing long term exposure to both traditional and alternative assets. The 45/55 portfolio targets a 45% long term allocation to equities and 55% in all other asset classes – the actual portfolio allocation at any point in time will fluctuate to reflect prevailing investment opportunities.

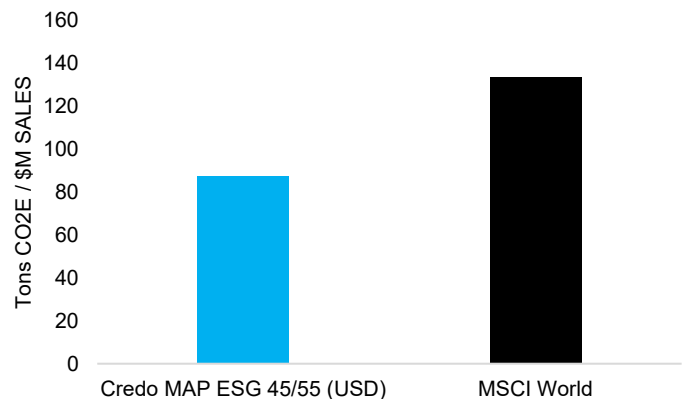
ESG Approach

The ESG range will prioritise consistency with the Credo MAP philosophy. ESG aware strategies that are deemed to be a suitable substitute for the unconstrained exposures in core MAP are included in MAP ESG. The wide-ranging and subjective nature of ESG investing leads to significant variation in ESG assessment - in line with MAP's focus on diversification, MAP ESG looks to diversify idiosyncratic risks between ESG assessors where appropriate.

Portfolio Performance (USD)¹

Return (%)	S. Inception	3 Months	1 Month
MAP ESG - 45/55	-5.2	-3.4	-0.2
CPI + 1.0%²	8.6	3.3	1.2
Relative	-13.8	-6.7	-1.4

Weighted Average Carbon Intensity²



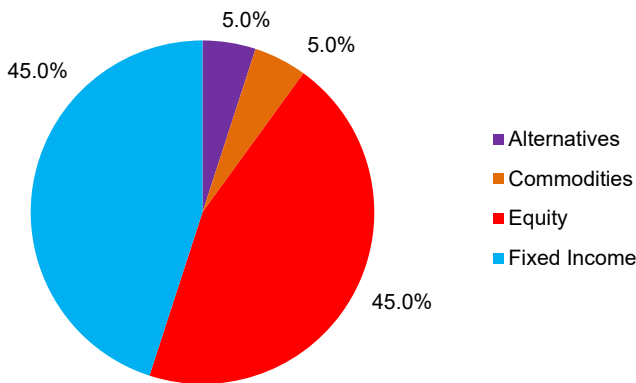
Market Commentary

After April's sell-off, markets were broadly flat at the end of May which provided some much-needed relief for investors. Volatility remained high with negative sentiment persisting due to the ongoing Russia-Ukraine conflict, tightening monetary policy by central banks, and coronavirus restrictions continuing in China. The S&P 500, Euro STOXX 50 and FTSE 100 all finished the month up by 0.2%, 1.3% and 1.1% respectively. In the UK, the Bank of England raised the base rate to 1.0% as an attempt to tackle spiralling inflation which has been made worse by Russia's war in Ukraine. Brent crude oil finished the month up by 8.3% as prices surged after EU leaders reached an agreement to ban 90% of Russian oil by the end of the year. The yields on both UK and German 10-year bonds increased by 20 and 18 basis points respectively, whereas the US 10-year bond decreased by 9 basis points. The pound was up by 0.2% against the US dollar and down by 1.6% against the euro.

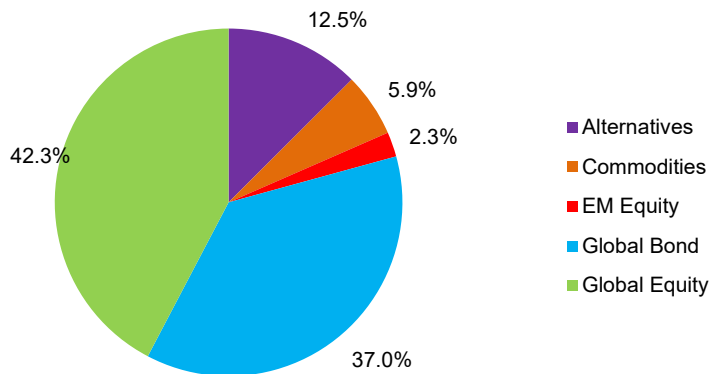
Sample Holdings

	TER (%)	Weight (%)
TOBAM MDP World Equity	0.81	3.9
Dimensional Global Sustainability Core Equity	0.34	5.3
Vaneck Sustainable World Equal Weight	0.30	7.9
Vanguard ESG Global Corporate Bond	0.15	6.1
Dimensional Global Sustainability Core Fixed Income	0.31	15.1
Total		38.3

Strategic Asset Allocation



Fund Allocation



Important Notice

This document has been created for information purposes only and has been compiled from sources believed to be reliable. None of Credo, its directors, officers or employees accepts liability for any loss arising from the use hereof or reliance hereon or for any act or omission by any such person, or makes any representations as to its accuracy and completeness. This document does not constitute an offer or solicitation to invest, it is not advice or a personal recommendation nor does it take into account the particular investment objectives, financial situation or needs of individual clients and if you are interested in any of the information contained herein, it is recommended that you seek advice concerning suitability from your investment advisor. Investors are warned that past performance is not necessarily a guide to future performance, income is not guaranteed, share prices may go up or down and you may not get back the original capital invested. The value of your investment may also rise or fall due to changes in tax rates and rates of exchange if different to the currency in which you measure your wealth. Credo Capital Limited is authorised and regulated by the Financial Conduct Authority in the United Kingdom, FRN 192204; is an Authorised Financial Services Provider in South Africa; FSP No: 9757 and is a member of the London Stock Exchange. The Model Portfolio performance has been prepared by Credo – it represents Model Portfolios which are available on the Credo Platform. Please note that the funds, fund share classes and asset allocation may be slightly different on other platforms and therefore actual performance on these platforms may vary from the performance shown.

- (1) Performance figures are based on a notional portfolio, denominated in US dollar, designed to track the holdings of the Credo Multi-Asset ESG 45/55 Portfolio. Portfolio incorporates all additions and removals. Portfolio may not be fully invested at a point in time and therefore can hold a portion of assets in cash. Performance is calculated before any Credo fees (which can vary depending on the level of service) but after all underlying fund costs.
- (2) Source: Factset. Calculated on Equity portion of portfolio.
- (3) CPI measured by US CPI Urban Consumers, not seasonally adjusted.