

Strategy & Objective

The Best Ideas Portfolio is a diversified portfolio (not a fund) of global equities, which we believe to be well positioned to outperform the wider equity market over the longer term. The portfolio has a bias towards developed market, large capitalisation stocks.

Portfolio Performance (GBP)^{1,2}

Return (%)	Annualised						
	S. Inception	5 Years	3 Years	1 Year	3 Month	1 Month	YTD
Best Ideas Portfolio	11.9	12.2	14.5	14.2	7.5	1.3	7.5
MSCI World	11.1	12.2	14.5	12.3	10.3	3.4	10.3
Relative	0.8	0.0	0.0	1.9	-2.8	-2.1	-2.8

Risk (%)	Largest Drawdown	Volatility (Annualised)
Best Ideas Portfolio	17.3	12.3
MSCI World	19.0	13.0

Market Commentary

In the month that was supposed to see the UK leave the EU, but instead saw the Brexit deadline extended to the 12th April and the House of Commons gaining control of the Brexit process, European equity markets continued to shrug off the political uncertainty; the FTSE 100 was up 3.3%, while the Euro STOXX 50 was up 1.9%. The political and economic uncertainty surrounding the UK was a drag on the value of the pound sterling which fell 1.7% against the US dollar and 0.3% against the euro. In the US, the S&P 500 ended the month up 1.9%, despite weaker than expected jobs figures and the US yield curve inverting for the first time since the financial crisis. The yield on US, UK and German 10-year bonds all decreased by 31, 30 and 25 basis points respectively, as fears of a global slowdown started to re-surface once again.

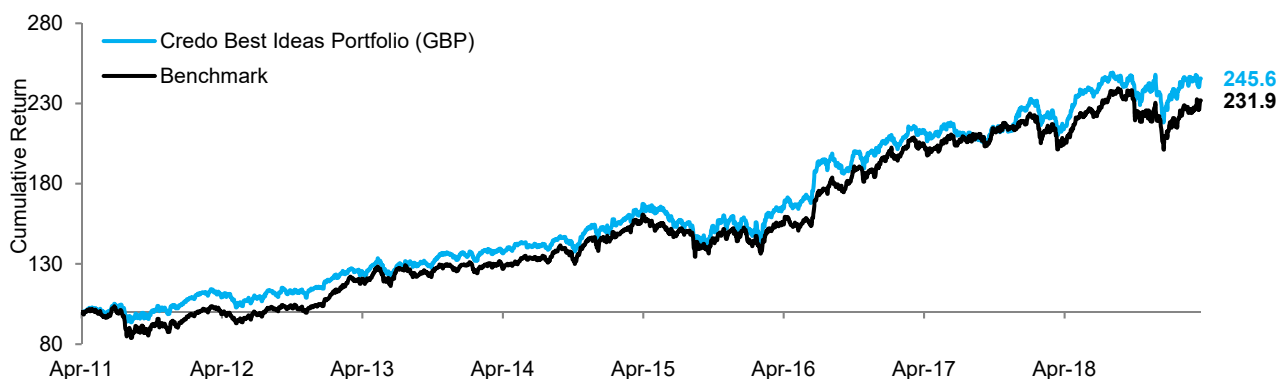
Key Contributors to Return

Frontdoor's shares increased by 7.6% after a slew of positive broker initiations. Microsoft's shares increased by 5.3%, carrying over the momentum from the previous month.

Key Detractors from Return

Nielsen Holdings' shares declined by 8.5% after rumours that two of the potential private equity buyers were looking to withdraw from the bidding process. Cigna's shares declined 7.8%, after continued regulatory scrutiny over drug pricing and some extreme policies proposed by a few Democrat presidential candidates.

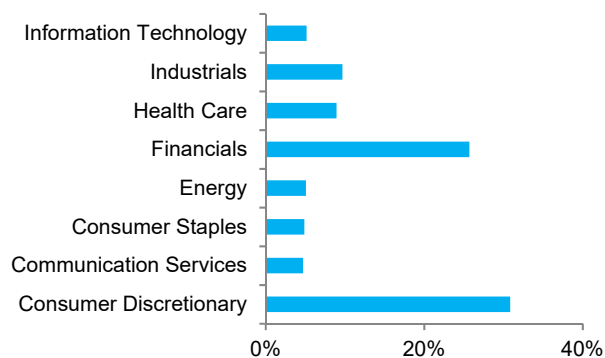
Performance Since Inception (14/04/2011)²



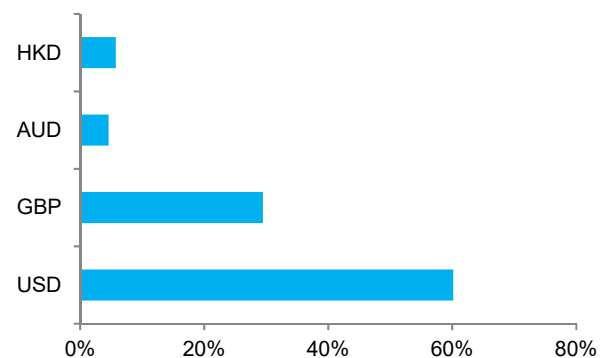
Sample Portfolio Statistics²

	Current Price	Trailing 12 Month P/E	12 Month Forward P/E	Dividend Yield
Adtalem Global Education Inc	\$46.3	16.5x	14.6x	0.0%
BP plc	559p	11.6x	12.9x	5.5%
Las Vegas Sands Corp	\$61	17.9x	18.5x	5.1%
Total Portfolio Average		16.1x	13.9x	2.4%
MSCI World		17.5x	15.2x	2.6%

Sector Allocation



Currency Allocation



Investment Philosophy

Credo's investment philosophy is based on the following tenets:

- We believe wealth is created and preserved by following a patient and disciplined investment strategy that is focused on the long-term.
- We follow a value-based approach to investing.
- We strive to identify matters of strategic importance and focus on methodologies that have proven to be robust through a variety of market cycles, rather than fixating on short-term news-flow and forecasts.
- We aim to minimise turnover in our portfolios and apply our minds when considering transaction size in an attempt to limit transaction costs.
- We view risk as permanent losses of capital and not in terms of short-term volatility.

Important Notice

This document has been created for information purposes only and has been compiled from sources believed to be reliable. None of Credo, its directors, officers or employees accepts liability for any loss arising from the use hereof or reliance hereon or for any act or omission by any such person, or makes any representations as to its accuracy and completeness. This document does not constitute an offer or solicitation to invest, it is not advice or a personal recommendation nor does it take into account the particular investment objectives, financial situation or needs of individual clients and if you are interested in any of the information contained herein, it is recommended that you seek advice concerning suitability from your investment advisor. Investors are warned that past performance is not necessarily a guide to future performance, income is not guaranteed, share prices may go up or down and you may not get back the original capital invested. The value of your investment may also rise or fall due to changes in tax rates and rates of exchange if different to the currency in which you measure your wealth. Credo Capital Limited is authorised and regulated by the Financial Conduct Authority and is an Authorised Financial Services Provider; FSP No: 9757.

(1) Performance figures are based on a notional portfolio, denominated in pound sterling, designed to track the holdings of the Credo Best Ideas Portfolio. Portfolio incorporates all additions and removals, rebalancing all holdings to a 5% weighting in the process. Portfolio may not be fully invested at a point in time and therefore can hold a portion of assets in cash, which is assumed to be held in the relevant reporting currency of the portfolio. Portfolio and Benchmark performance is calculated before any fees and includes reinvested dividends net of withholding tax.

(2) Source: Bloomberg pricing as of 31/03/2019 close. All portfolio performance is calculated using Bloomberg PORT, rounded to 1 decimal place.

Strategy & Objective

The Best Ideas Portfolio is a diversified portfolio (not a fund) of global equities, which we believe to be well positioned to outperform the wider equity market over the longer term. The portfolio has a bias towards developed market, large capitalisation stocks.

Portfolio Performance (USD)^{1,2}

Return (%)	Annualised						
	S. Inception	5 Years	3 Years	1 Year	3 Month	1 Month	YTD
Best Ideas Portfolio	9.1	7.1	11.2	6.6	9.5	-0.7	9.5
MSCI World	8.0	6.8	10.7	4.0	12.5	1.3	12.5
Relative	1.1	0.3	0.5	2.6	-3.0	-2.0	-3.0

Risk (%)	Largest Drawdown	Volatility (Annualised)
Best Ideas Portfolio	19.3	12.7
MSCI World	22.0	13.0

Market Commentary

In the month that was supposed to see the UK leave the EU, but instead saw the Brexit deadline extended to the 12th April and the House of Commons gaining control of the Brexit process, European equity markets continued to shrug off the political uncertainty; the FTSE 100 was up 3.3%, while the Euro STOXX 50 was up 1.9%. The political and economic uncertainty surrounding the UK was a drag on the value of the pound sterling which fell 1.7% against the US dollar and 0.3% against the euro. In the US, the S&P 500 ended the month up 1.9%, despite weaker than expected jobs figures and the US yield curve inverting for the first time since the financial crisis. The yield on US, UK and German 10-year bonds all decreased by 31, 30 and 25 basis points respectively, as fears of a global slowdown started to re-surface once again.

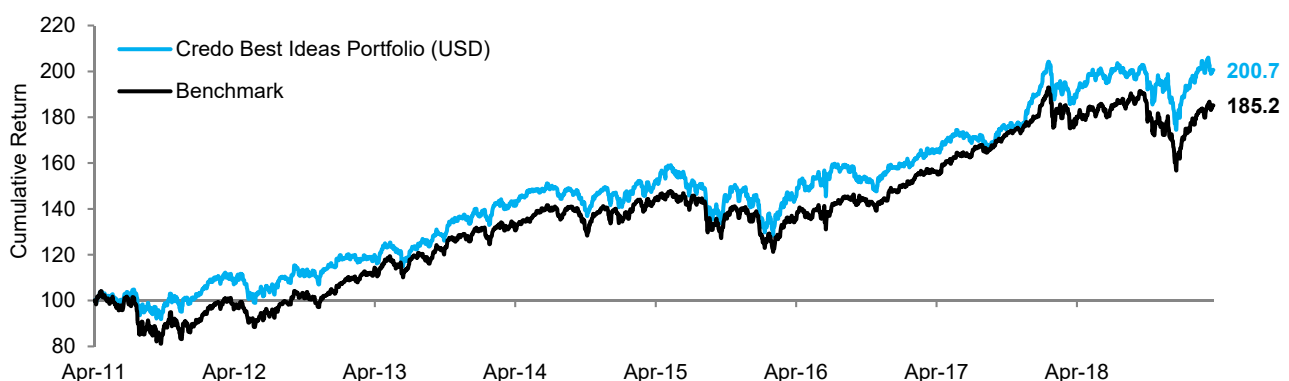
Key Contributors to Return

Frontdoor's shares increased by 7.6% after a slew of positive broker initiations. Microsoft's shares increased by 5.3%, carrying over the momentum from the previous month.

Key Detractors from Return

Nielsen Holdings' shares declined by 8.5% after rumours that two of the potential private equity buyers were looking to withdraw from the bidding process. Cigna's shares declined 7.8%, after continued regulatory scrutiny over drug pricing and some extreme policies proposed by a few Democrat presidential candidates.

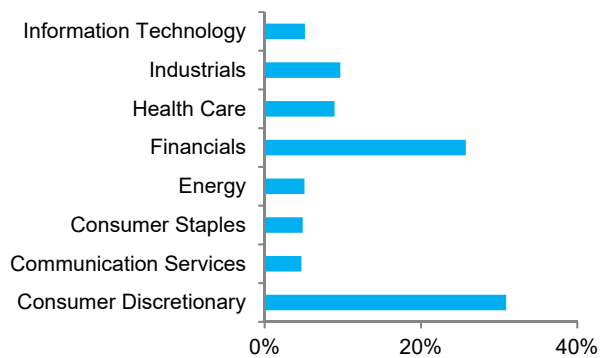
Performance Since Inception (14/04/2011)²



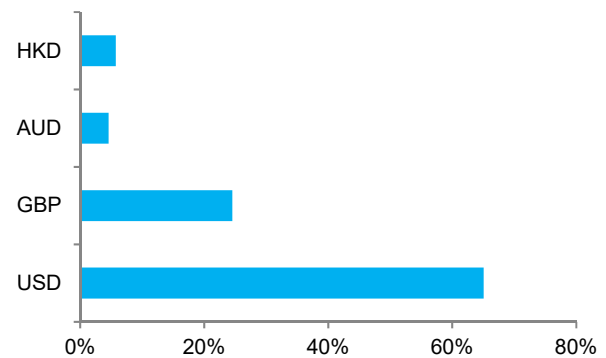
Sample Portfolio Statistics²

	Current Price	Trailing 12 Month P/E	12 Month Forward P/E	Dividend Yield
Adtalem Global Education Inc	\$46.3	16.5x	14.6x	0.0%
BP plc	558.5p	11.6x	12.9x	5.5%
Las Vegas Sands Corp	\$61	17.9x	18.5x	5.1%
Total Portfolio Average		16.1x	13.9x	2.4%
MSCI World		17.5x	15.2x	2.6%

Sector Allocation



Currency Allocation



Investment Philosophy

Credo's investment philosophy is based on the following tenets:

- We believe wealth is created and preserved by following a patient and disciplined investment strategy that is focused on the long-term.
- We follow a value-based approach to investing.
- We strive to identify matters of strategic importance and focus on methodologies that have proven to be robust through a variety of market cycles, rather than fixating on short-term news-flow and forecasts.
- We aim to minimise turnover in our portfolios and apply our minds when considering transaction size in an attempt to limit transaction costs.
- We view risk as permanent losses of capital and not in terms of short-term volatility.

Important Notice

This document has been created for information purposes only and has been compiled from sources believed to be reliable. None of Credo, its directors, officers or employees accepts liability for any loss arising from the use hereof or reliance hereon or for any act or omission by any such person, or makes any representations as to its accuracy and completeness. This document does not constitute an offer or solicitation to invest, it is not advice or a personal recommendation nor does it take into account the particular investment objectives, financial situation or needs of individual clients and if you are interested in any of the information contained herein, it is recommended that you seek advice concerning suitability from your investment advisor. Investors are warned that past performance is not necessarily a guide to future performance, income is not guaranteed, share prices may go up or down and you may not get back the original capital invested. The value of your investment may also rise or fall due to changes in tax rates and rates of exchange if different to the currency in which you measure your wealth. Credo Capital Limited is authorised and regulated by the Financial Conduct Authority and is an Authorised Financial Services Provider; FSP No: 9757.

(1) Performance figures are based on a notional portfolio, denominated in US dollar, designed to track the holdings of the Credo Best Ideas Portfolio. Portfolio incorporates all additions and removals, rebalancing all holding to a 5% weighting in the process. Portfolio may not be fully invested at a point in time and therefore can hold a portion of assets in cash, which is assumed to be held in the relevant reporting currency of the portfolio. Portfolio and Benchmark performance is calculated before any fees and includes reinvested dividends net of withholding tax.

(2) Source: Bloomberg pricing as of 31/03/2019 close. All portfolio performance is calculated using Bloomberg PORT, rounded to 1 decimal